

# Design of Sludge Treatment Facilities in Indonesia: Learning from the Past to Design a Better Future

FSM4 February 2017



**MWH**®

now  
part of



**Stantec**

# Authors / Acknowledgements

## IUWASH PLUS Project

- Endro Adinugroho
- Foort Bustraan

## MWH/Stantec

- Chengyan Zhang
- Michael McWhirter

Funded by United States Agency for International Development (USAID)

Significant input by Dave Robbins



# Overview of Presentation

- Introduction
- Lessons learned
- Some themes and planned activities



# Current Septage Treatment in Indonesia

- 85% of Indonesia's urban population create septage
- Government to construct 200 Septage Treatment Facilities over the next 5 years.
- An additional 150+ existing IPLTs are in need of replacement or rehabilitation



# IUWASH (PLUS)'s Septage Management Work

- USAID's IUWASH (PLUS) program planning scheduled desludging
- Support regulations have been passed in many cities.
- This will cause a major increase in the sludge treatment facilities' flows
- Aim to identify lessons learned and develop knowledge to move forward
- Building training and education



# Lessons Learned

## Planning



## Design



## Construction



## Operation



# Planning



- Lack of standard methodologies/systems for planning
- Need Everyone Involved: Owner, Operator, Consultant, Contractor
- Lack of coordination between stakeholders (concept, design, construction, operation all separate activities)

# Design



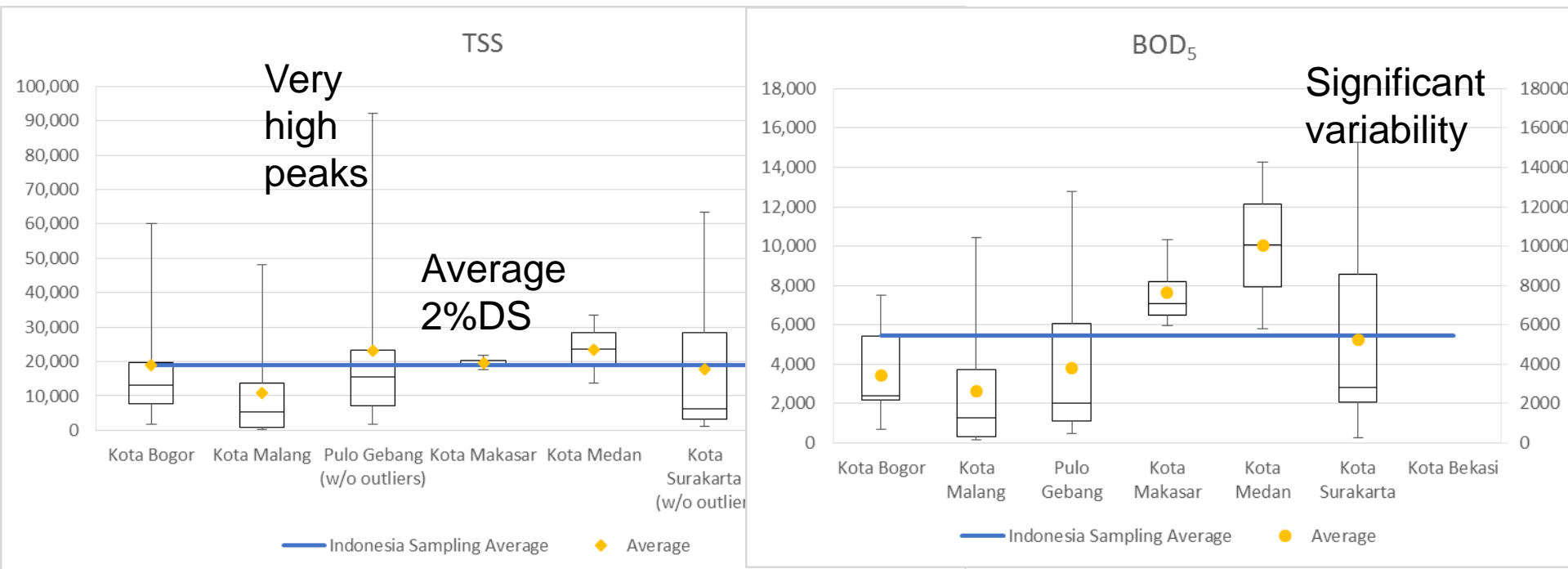
- No knowledge of septage quality
- No preparation of design narratives or calculations
- Lack of understanding of treatment processes
- Lack of consideration for hazards and ease of access and general practicality



# Septage Quality

No real knowledge in country about strength of septage: The most important design parameter!

160 samples from 8 cities taken to get initial understanding



# Design - Lack of Understanding of the Processes

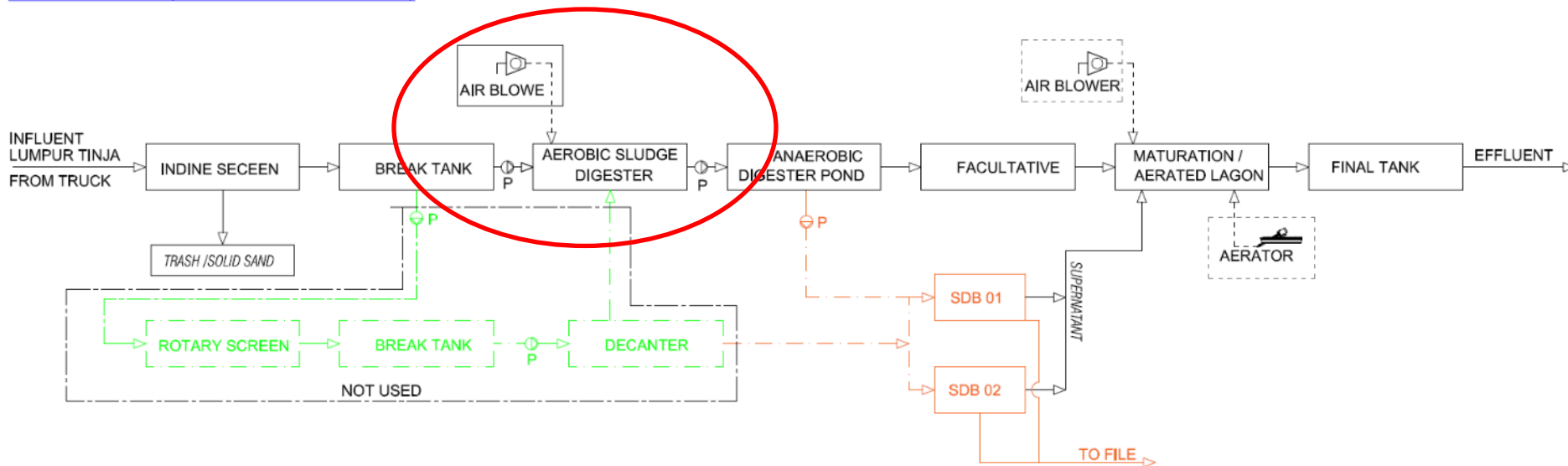
- **Sometimes Process Designs makes no sense for septage.**
  - Pulo Gebang – Aeration as a first step
  - Medan – Imhoff Tanks overwhelmed with solids
  - Bekasi – ABR or single SBR proposed
- **Process Flow chart makes sense, but is undersized or under utilized**
  - Sludge Drying Beds – 1/5<sup>th</sup> of needed size
  - Anaerobic Ponds – no consideration of desludging period



# Aeration as a first step: seen at three facilities and quickly proposed for others...

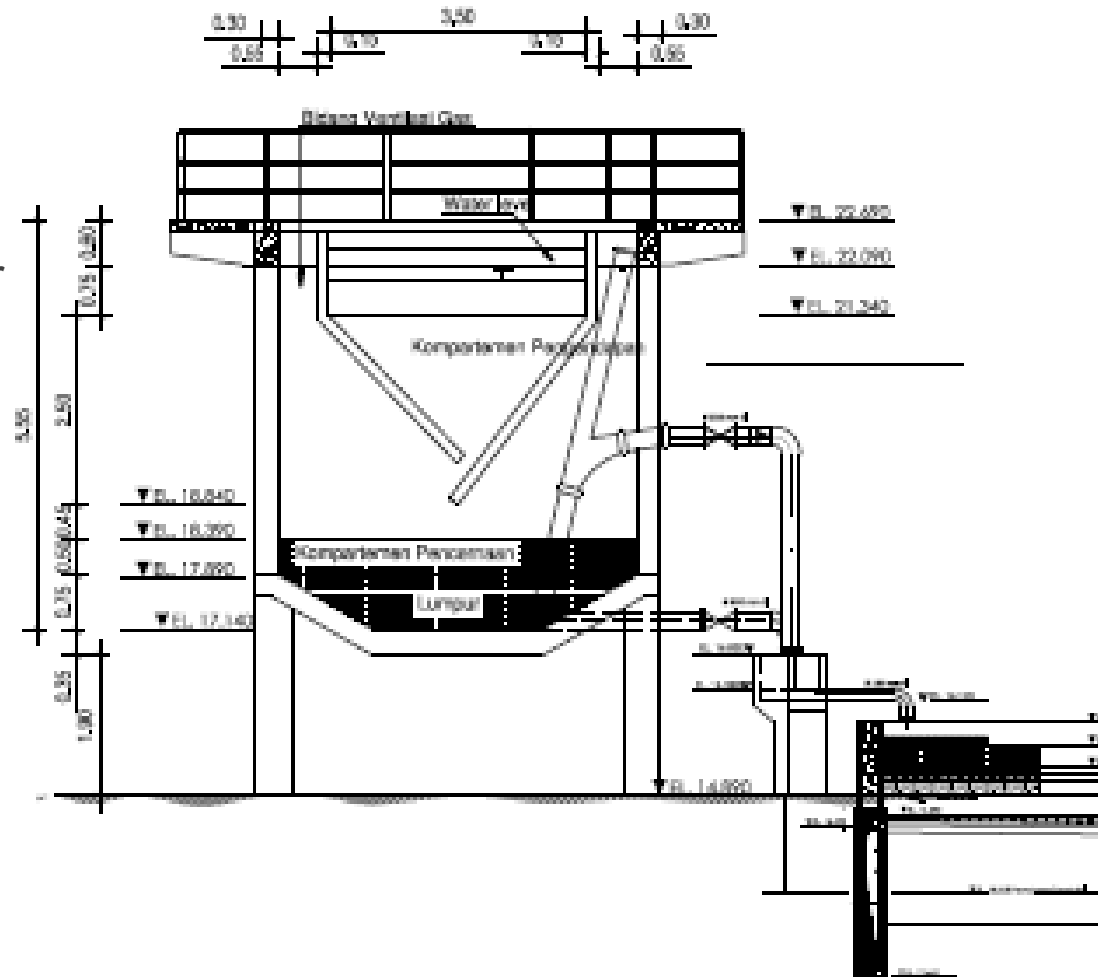
- Septage contains 80 times “wastewater” solids concentration
- Aeration prior to solids liquid separation is inefficient and costly
  - For 50% BOD reduction, 200m<sup>3</sup>/day, **135kW**, **\$150,000** annual electricity

OLD PLANT IPLS (CONVENTIONAL SYSTEM)

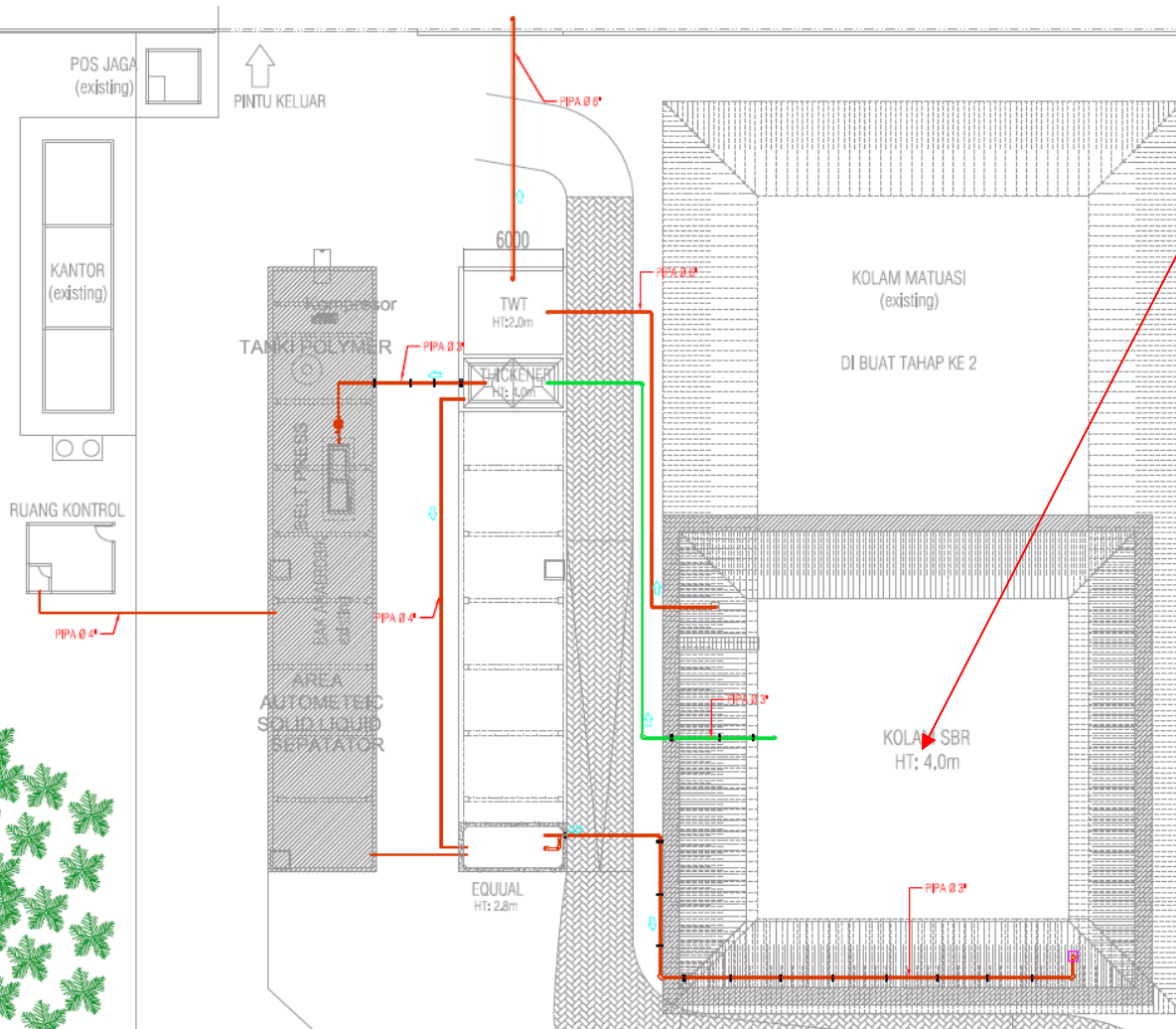


# Medan – Imhoff Tank

- Imhoff tank aims to provide long solids retention time (>120days) for digestion.
  - For septage, design allows for 0.3 days solid retention time. Very little TSS removed.
- Also seen with ABR designs
- No understanding of hydraulics



# Bekasi – A Design Proposed at One Stage



Only one “SBR” due to budget constraints.

- Trucks fill from 8am to 10pm.
- 10pm to 4am react
- 4 to 5am settle
- 5-8 am decant

Lack of understanding of batch process

No clear operating description

No calculations

Size of tank way too large for good sludge removal at one point only



Recommended installation of a simple screen for low cost REDUNDANCY for screening plant.

Rearranged room layout to allow access for screenings removal and disposal of sludge.

Rearranged aerator position to provide REDUNDANCY on mixing in holding tank.

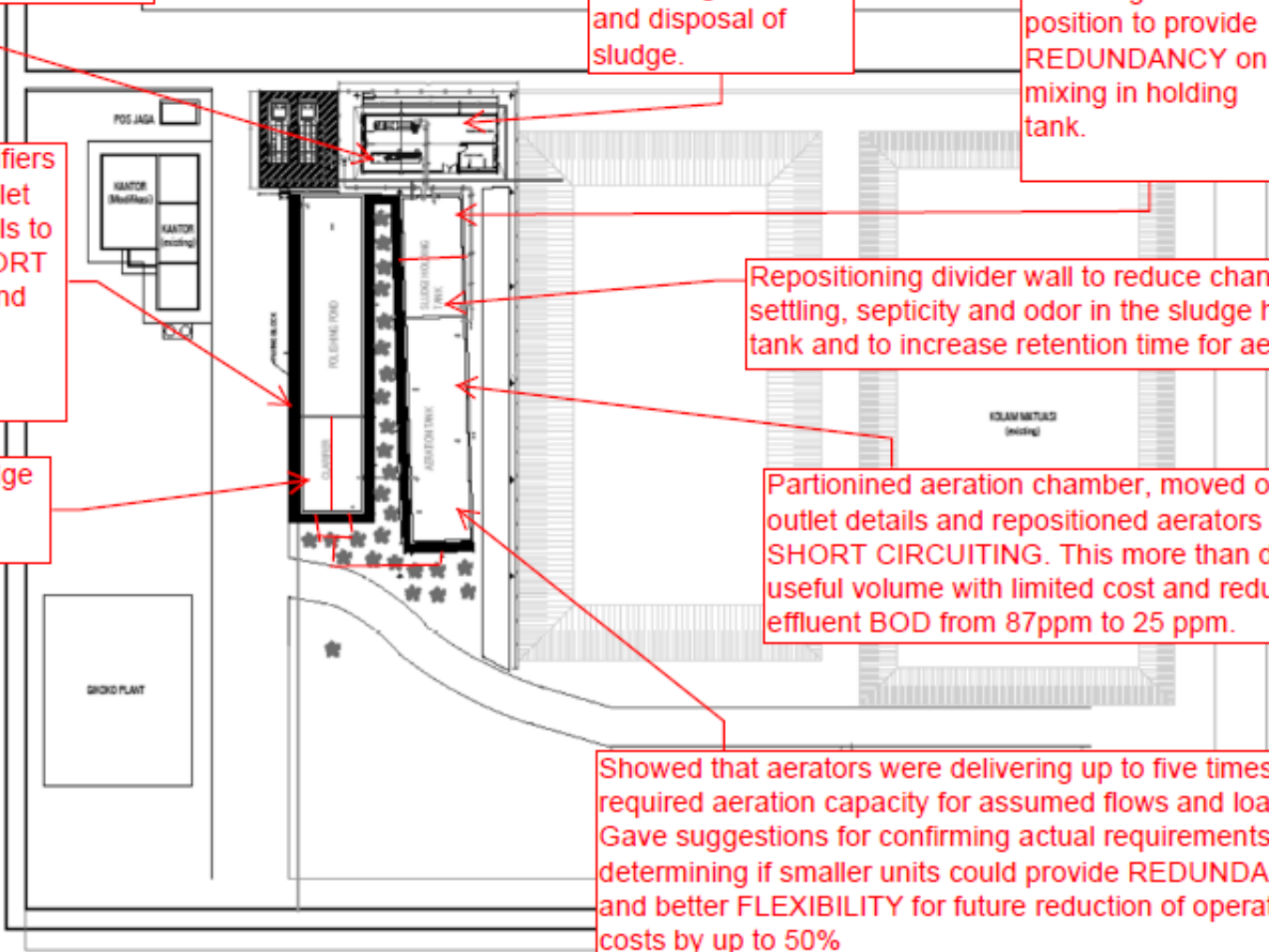
Partitioned clarifiers and changed inlet and outlet details to PREVENT SHORT CIRCUITING and double settling efficiency.

Repositioning divider wall to reduce chance of settling, septicity and odor in the sludge holding tank and to increase retention time for aeration.

Allowed for sludge removal from clarifier.

Partitioned aeration chamber, moved outlet, discussed outlet details and repositioned aerators to PREVENT SHORT CIRCUITING. This more than doubled the useful volume with limited cost and reduce calculated effluent BOD from 87ppm to 25 ppm.

Showed that aerators were delivering up to five times the required aeration capacity for assumed flows and loads. Gave suggestions for confirming actual requirements and determining if smaller units could provide REDUNDANCY and better FLEXIBILITY for future reduction of operation costs by up to 50%



# Undersized Sludge Drying Beds

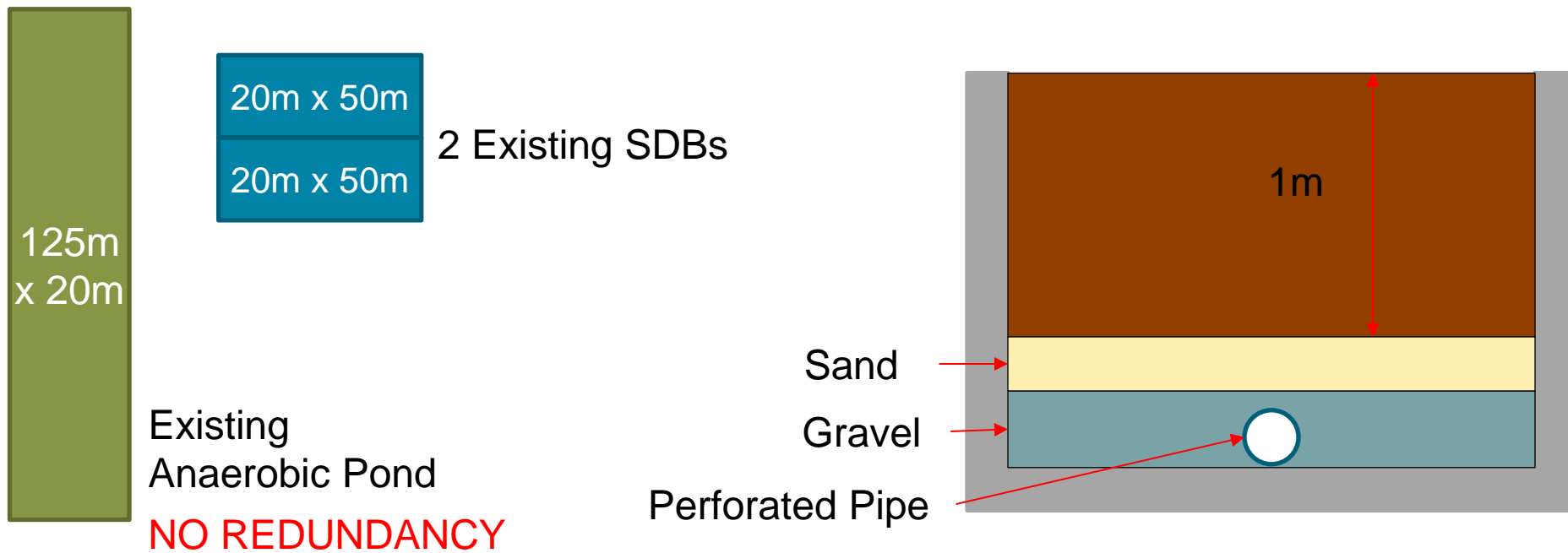
- Sludge Drying Beds (SDBs) can separate liquids and solids
- SDBs must be designed to handle all the sludge
- Main Issues:
  - Undersized in general ( annual loading)
  - Overloaded in short term (>20cm of sludge) – no **understanding** of operating strategy

**Aerobic Pond at  
Pulo Gebang**



# Pulo Gebang - Undersized Sludge Drying Beds For Anaerobic Pond Desludging

- Current Anaerobic Pond is 125m x 20m and when the entire pond is desludged it will 2,000m<sup>3</sup> of sludge.
- There are two SDBs @ 20m x 50m (2,000m<sup>2</sup>)
- When Sludge is emptied to SDBs it would create a 1m thick layer
- @ 1m the sludge will take a long time to dry





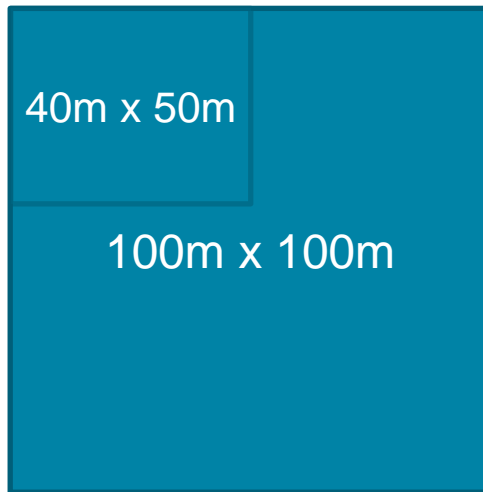
# Pulo Gebang - Undersized Sludge Drying Beds

- To create a 20cm lift SDBs would need to be increased 5 times.

Existing  
Anaerobic  
Pond

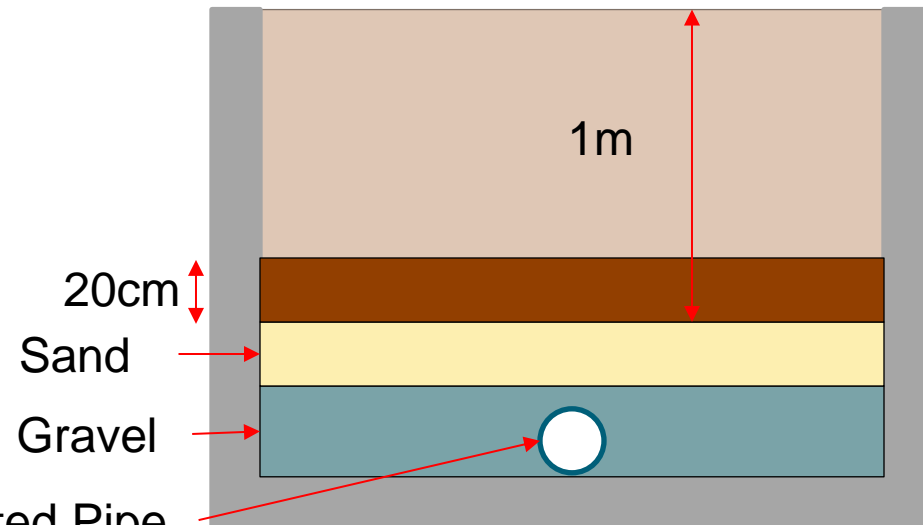


Existing SDBs



Required SDBs

Perforated Pipe



# We'd love to see a change in design attitudes



**"Your opinions are a rephrasing of my opinions.  
I like that in a subordinate."**



# Construction



- Poor quality drawings
- Poor capacity contractors
- General lack of oversight likely
- **No operations staff involvement**
- Unclear responsibility after handover

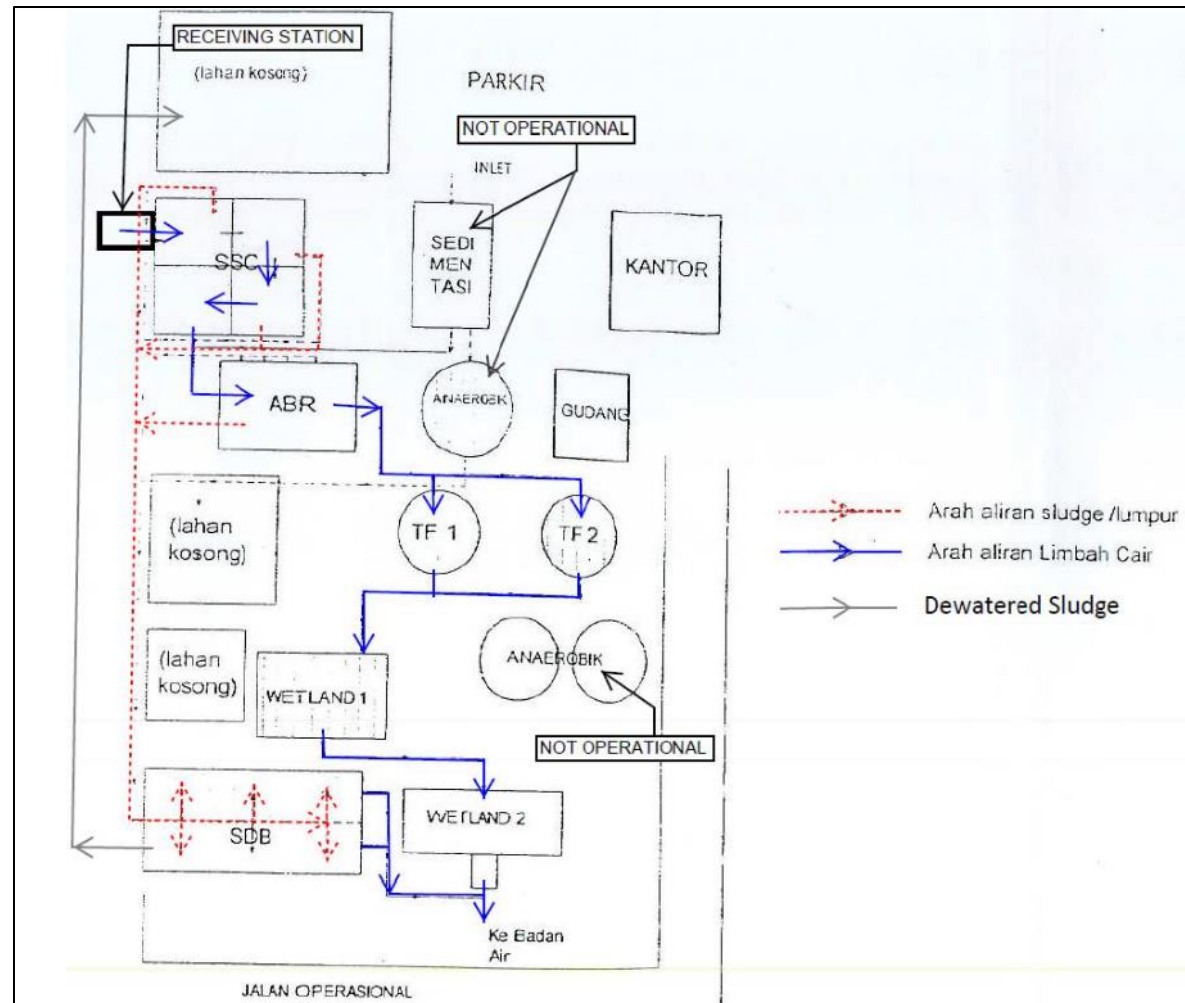
# Bogor

- Poor construction of Sludge Drying Beds
  - Poor quality wooden rafters
  - Cracking in Concrete
  - Poor quality plexi-glass roof material
  - “in warranty period” so no operator action



# Malang – Pipe network

Solid/liquid separation occurs and due to incorrect pipe networks the split flows are then recombined in the ABR



# Operation



- **Lack of training for operators**
- Lack of available spare parts and maintenance support for mechanical equipment
- **Lack of understanding of the treatment process**
- Reduction of cost at the expense of water quality
- Peripheral/Support Infrastructure Issues

# Duri Kosambi & Pulo Gebang

- Operators hadn't received training
- No users manual available
- No Spare Parts
- No local vendor support services



# Bypassing Unit Processes Common

- Operators are unable to solve problems and tend to bypass processes at the detriment to water quality.



FOG on drying beds due to bypassing ABR



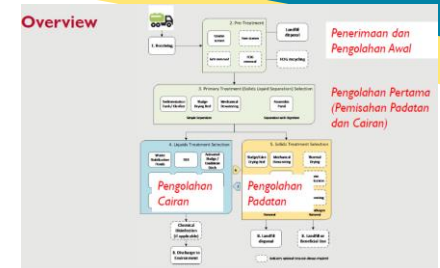

Bypassing initial grit removal due to lack of wash water



Bypassing initial grit removal due to broken mechanical equip.



# Key Themes and Solutions



Septage is Strong,  
Needs Solid/Liquid  
Separation

Systematic  
method for  
process selection

O&M Manual  
Starts in Design!

Redudancy in  
design.  
**EVERYTHING**  
must be redundant

Plan phasing of  
treatment facility

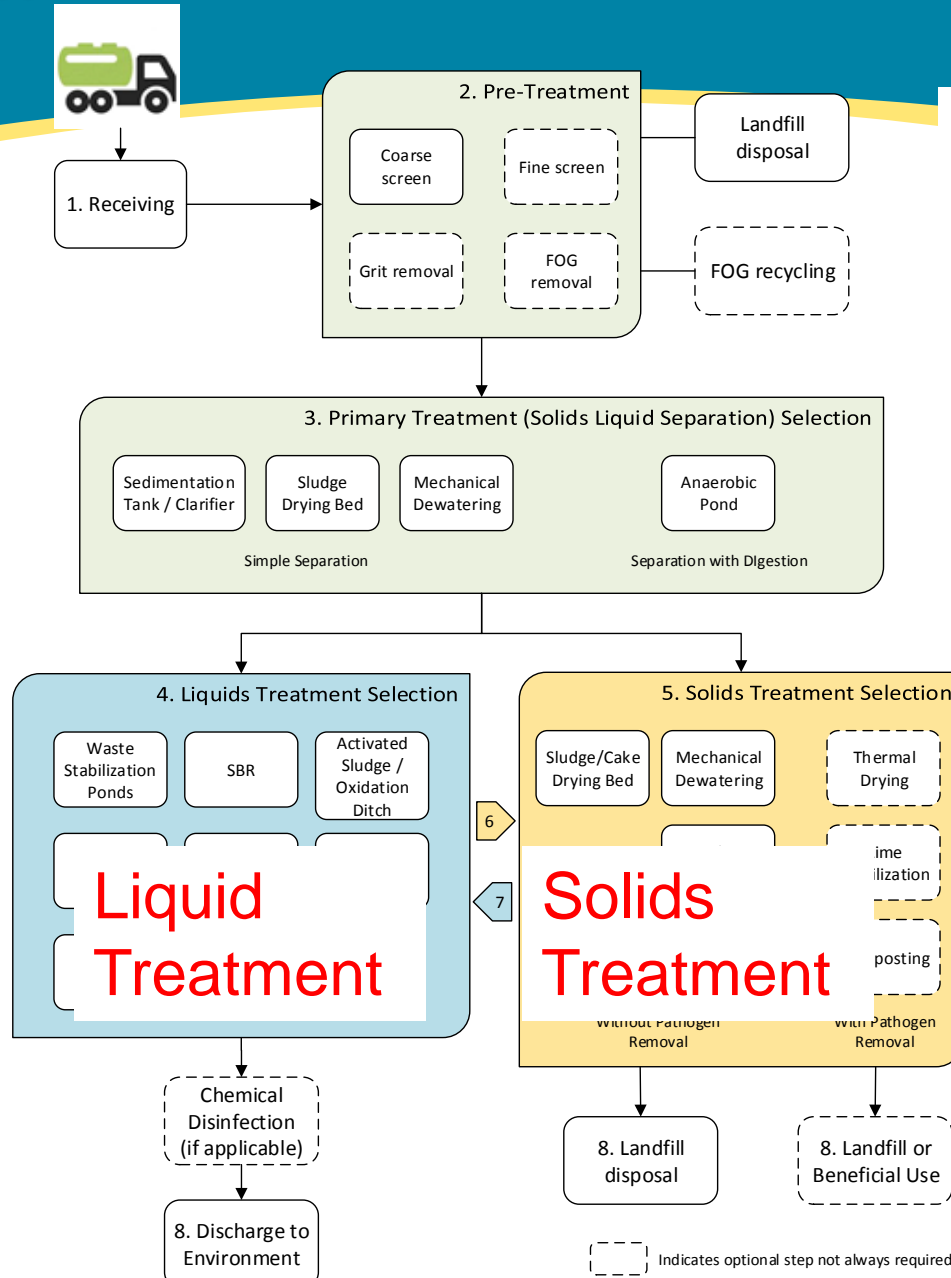
Stakeholder  
engagement  
through design  
and construction



# Questions and Discussion



# Overview

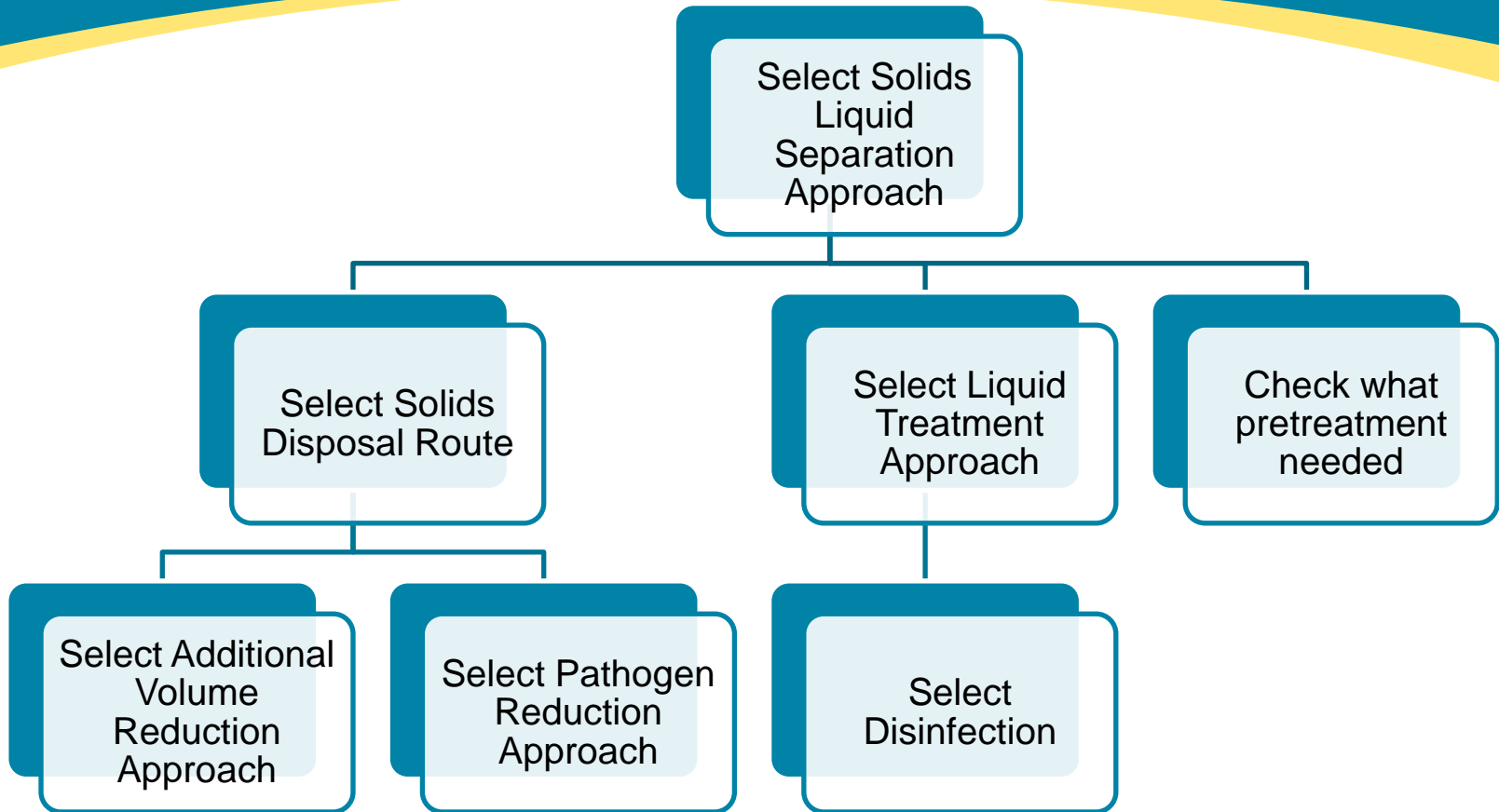


Receiving and Pre-Treatment

Primary (Solids Liquid Separation)



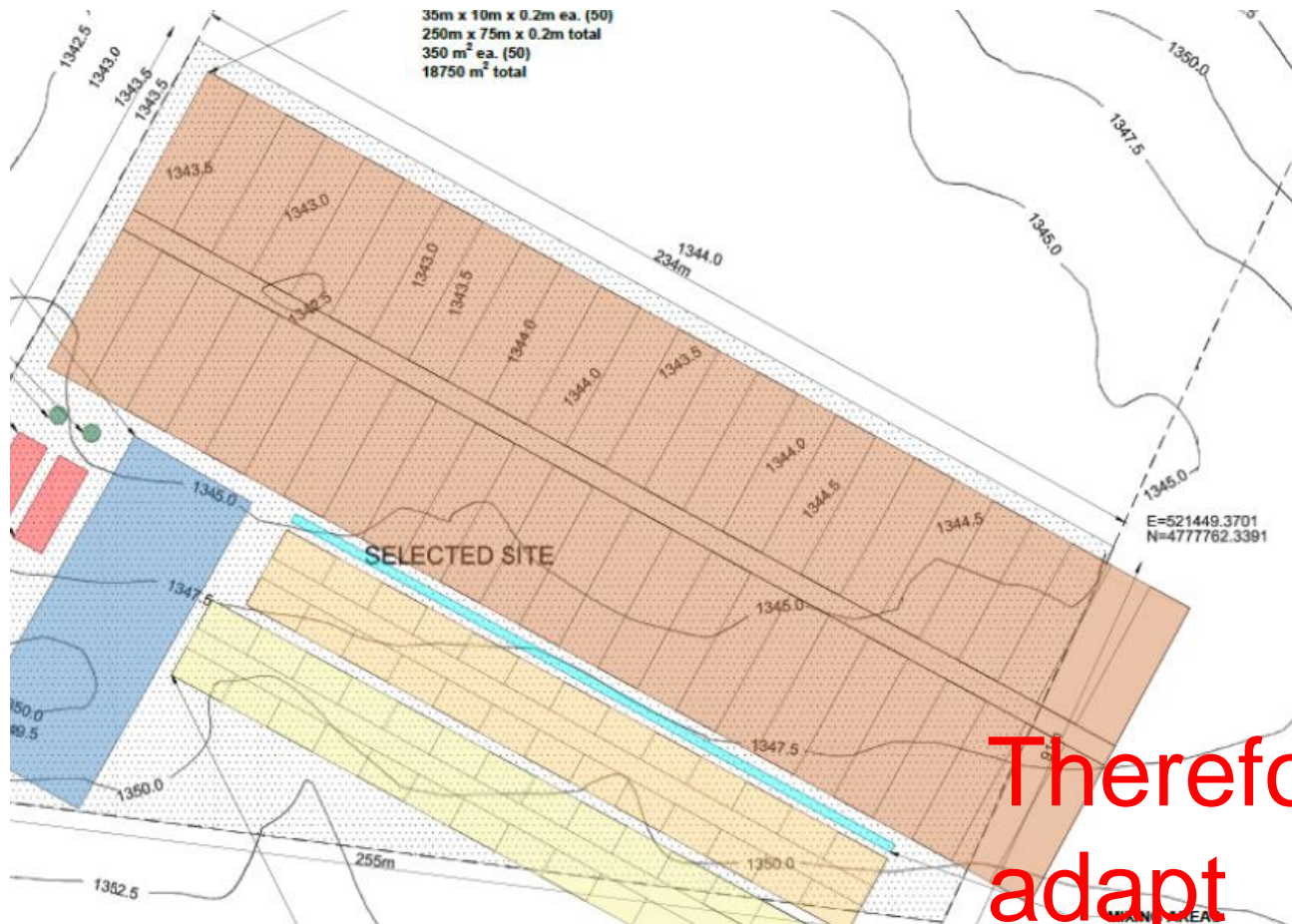
# Sneak Preview



Then draw up treatment process and step through logically



# Changes in Scale Can Prevent Modular



Therefore  
adapt  
technology



# Technology Adaption: Dewatering Equipment



## Initially Sludge Drying Beds Appropriate

- Low initial cost
- Simple to operate
- Suitable for small systems

System  
Grows:  
More  
Money  
and Skill




## Sludge Drying Beds No Longer Appropriate

- Area needed too large
- Install mechanical dewatering
- Use SDBs for previously dewatered sludge



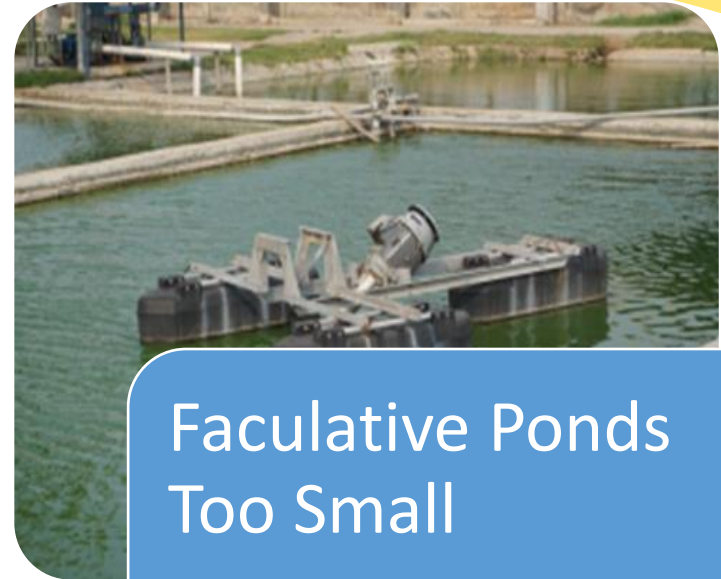
# Technology Adaption: Pond Conversion



## Initially facultative ponds suitable

- Low initial cost
- Limited Operating costs
- Suitable for small systems

System  
Grows:  
More  
Money and  
Skill



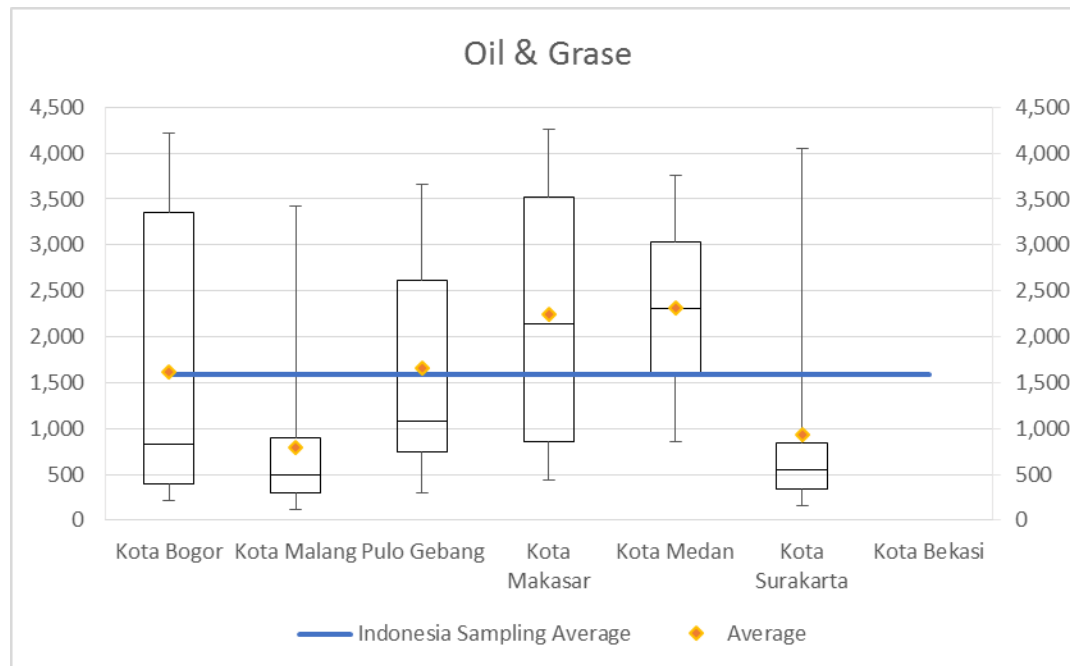
## Facultative Ponds Too Small

- Area needed too large
- Install aerators
- Make sure pond initial design suitable



# Water Quality: Oil and Grease

- Several consultants said “there is no oil and grease”
- Oil and Grease have a significant chance of wrecking facilities
- 500ppm is a “big number” when designing processes





# Septage Quality in Different Nations

Parameter	Indonesia Samples		United States Septage	
	Average	Maximum	Average	Maximum
Oil & Grease	1,600	14,000	5,600	23,000
BOD5	5,500	15,000	6,500	79,000
TSS	22,000	18,000	13,000	93,000

Less FOG (but still a lot)

Similar BOD

More TSS



# Pulo Gebang - Undersized Sludge Drying Beds

- Besides creating massive SDBs what other options are there?
  - Divide Pond into smaller sections.
  - Add a mobile desludger
- Do need to still check the annual loading – good research question!

Existing Anaerobic  
Pond

6.6m x 62.5m

A diagram of an existing anaerobic pond, represented as a large green rectangle. The dimensions are given as 6.6m x 62.5m. The rectangle is divided into four equal quadrants by a vertical red line and two horizontal red lines. A small green rectangular extension is attached to the bottom-left corner of the main rectangle.

# Aerators & Mixers

- Not Maintained
- Under utilized
- Located incorrectly

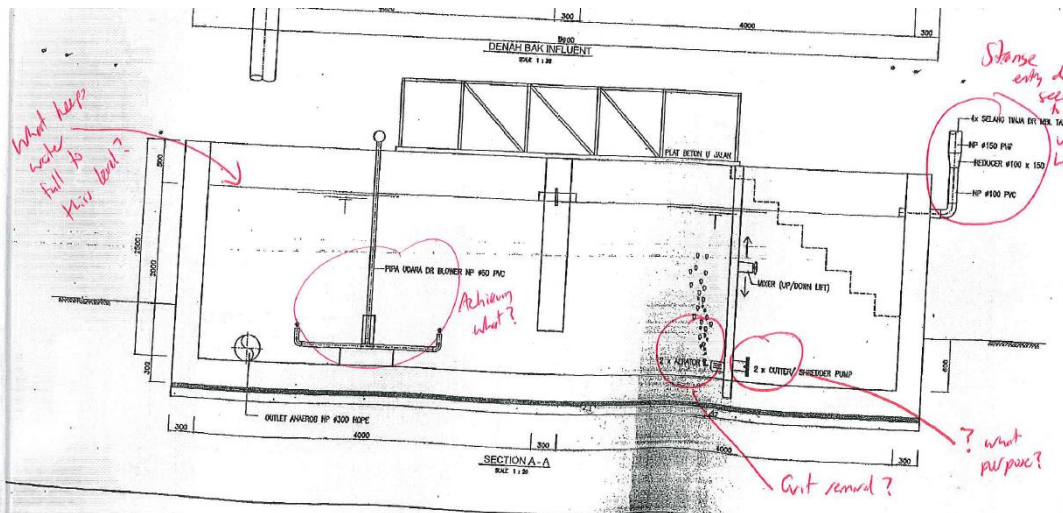


# Aerators & Mixers

- Undersized – no sizing calculations
- Care with impact of high solids concentration on mixer design
- Located incorrectly

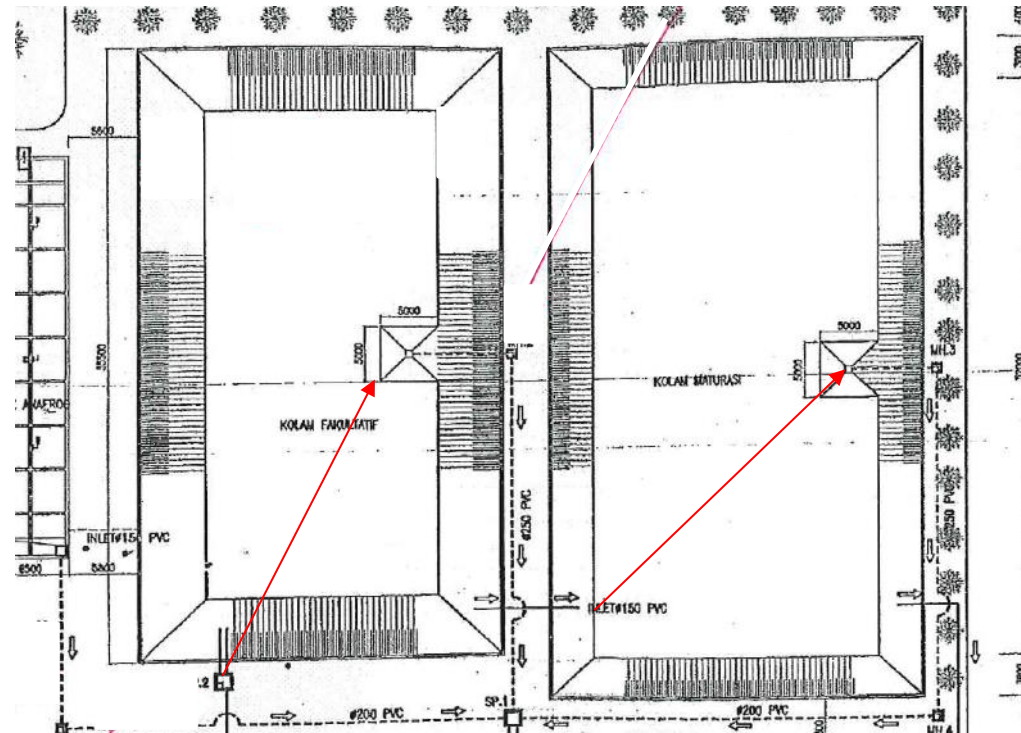


One Aerator for large pond



# Pipe Networks

- Insufficient design. Pipes are not clearly shown in many designs e.g. Malang
- Pipes need to be designed to include:
  - Regular cleanouts
  - Scouring velocity
  - Minimum 3" for solids but keep scouring velocity if possible.
  - Built to withstand vehicle traffic (if applicable)
  - Ensure inlet/outlet locations to avoid short circuiting

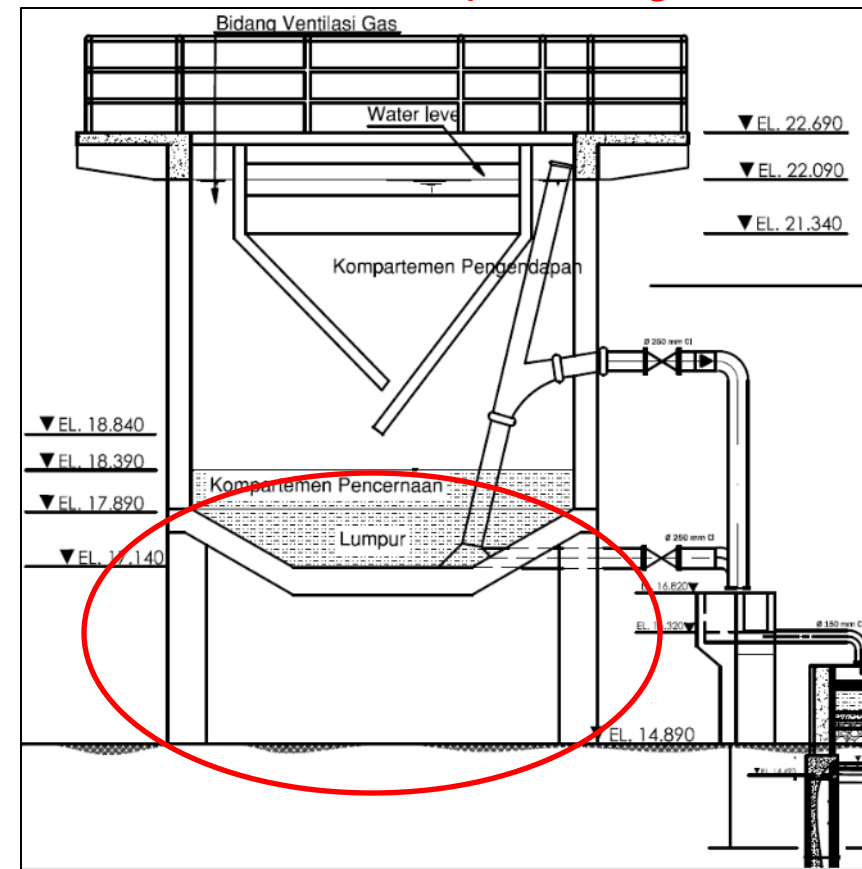


Pipe inlet and outlet will cause short circuiting

# Site Hazards

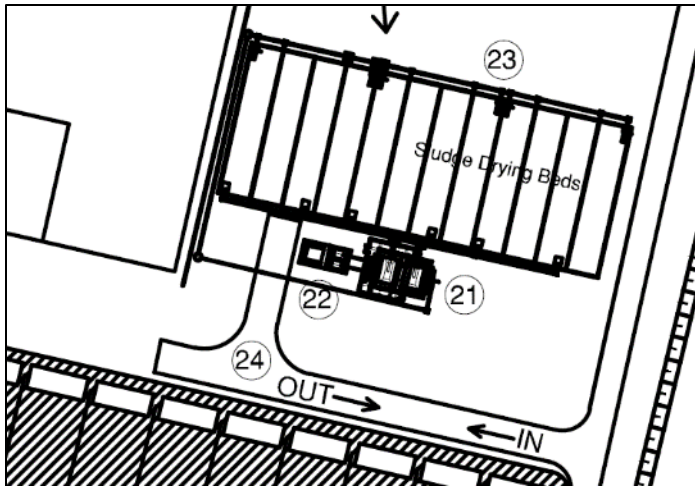
- **Problems:**
  - **General Health & Safety Issues**
  - **Designs need to account for poor construction and seismic conditions**

**Elevated Imhoff Tank is an unnecessary hazard in a seismic prone region**



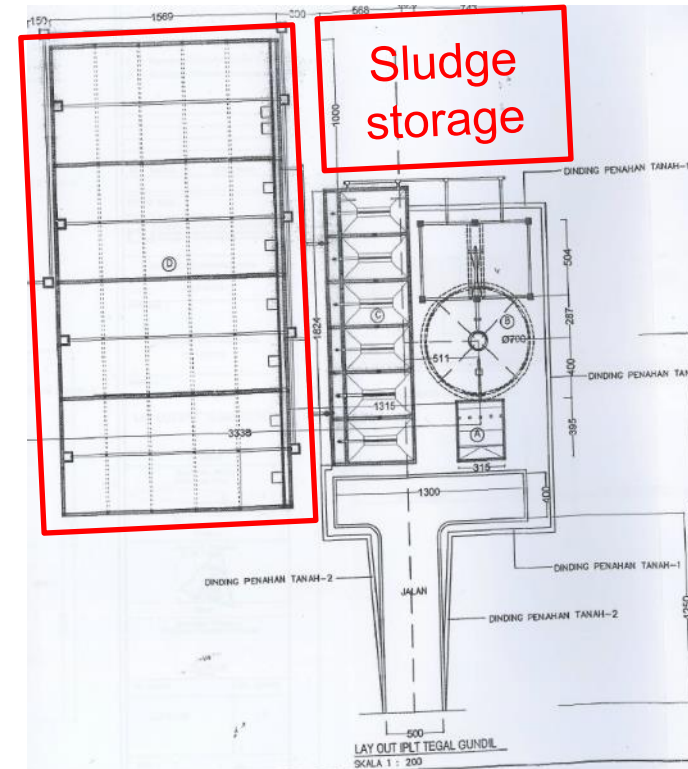
# Site Hazards

- Truck Access routes are not well thought out.
- Trucks reversing pose a hazard to plant operators.



Poor septic truck access routes

No vehicle access for removal of sludge. Currently dumped in the corner of lot. (Bogor and Malang)



# Duri Kosambi & Bogor – Receiving Stations

Receiving station inlet too high, prevents trucks from passively emptying truck.

Similarly receiving station is on a slope and this prevents trucks from passively emptying truck.





# Peripheral Issues – water supply , power etc

- Washwater very important for screen operation but insufficient available.



# Bekasi – Existing Treatment Plant

Anaerobic baffled reactor prior to liquid/solids separation will lead to rapid accumulation of solids and frequent desludging. Just like the Imhoff tank wont get digestion. Also seen at Bogor.

