



# A Preliminary Investigation of a Specific Methanogenic Activity Test for Quantified the Ammonia Inhibition of Anaerobic Digestion of Faecal Sludge Samples.

**Catherine Bourgault**

Paul Lessard, Chris. A. Buckley, Caetano. C. Dorea

**Laval University**



UNIVERSITÉ  
**LAV**AL



# Presentation plan

- Background context
- Methodology
- Results
- Discussion
- Conclusion

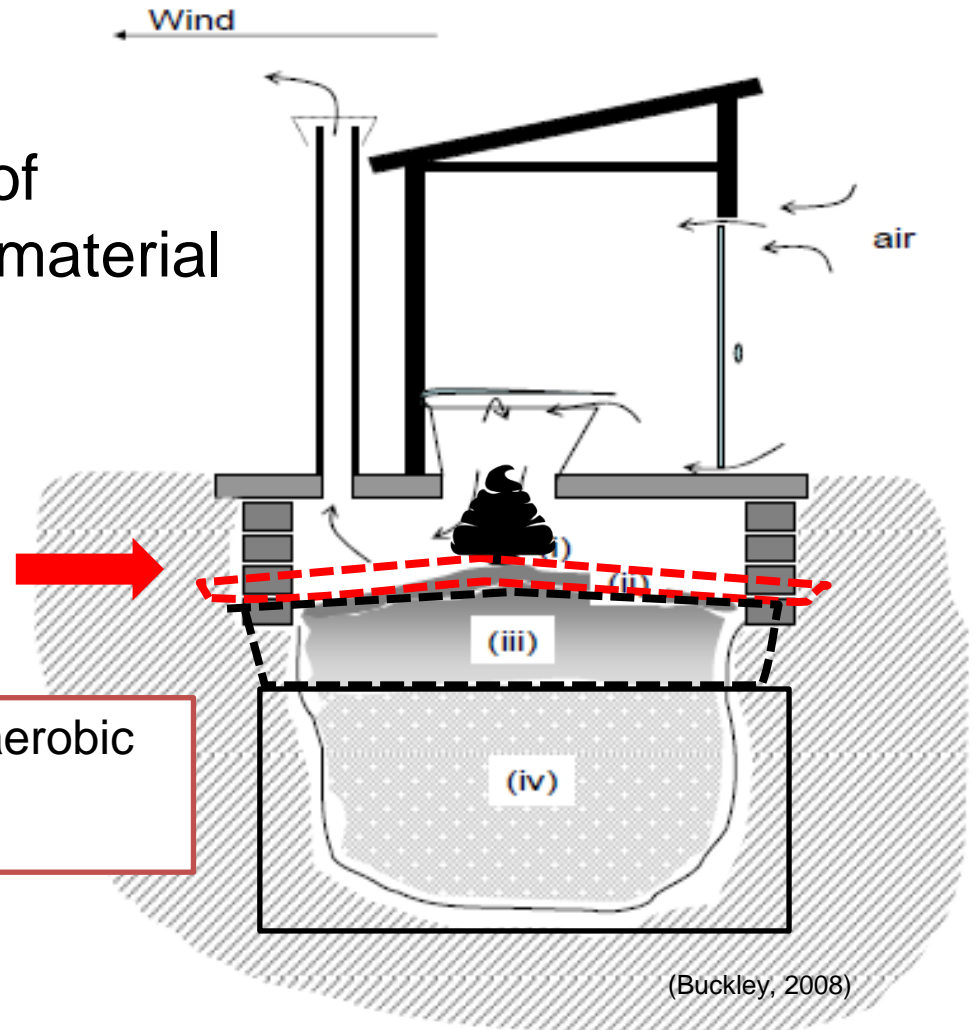


# Biodegradation mechanisms

- i** : Fresh faeces
- ii** : Aerobic degradation of hydrolysable organic material
- iii** : Anaerobic digestion
- iv** : Mineralized sludge

## VIP Latrines

Lack of knowledge on sludge anaerobic degradation kinetics

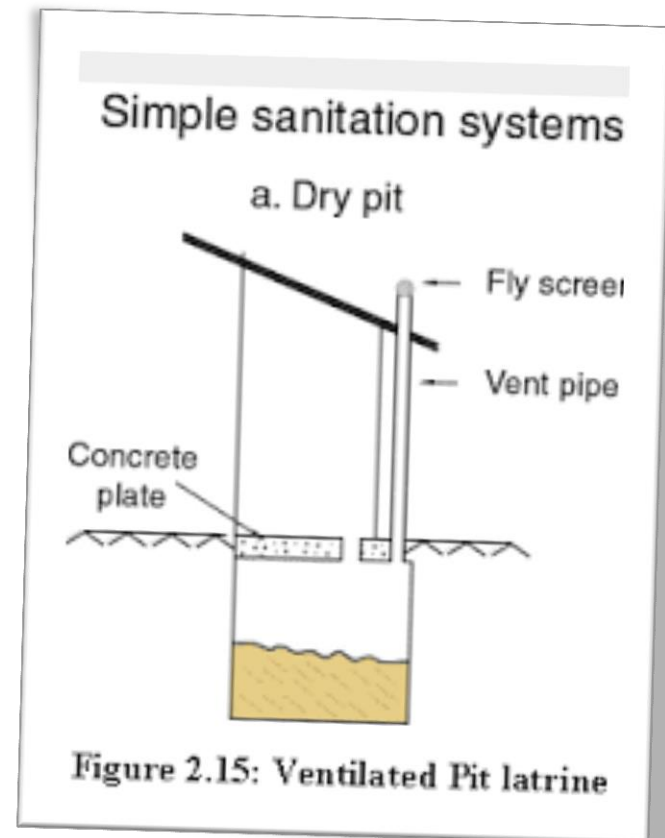


# Operating conditions

Optimized and controlled



Unplanned – uncontrolled



# Operating conditions

	Anaerobic digestion process	Pit latrine	
Temperature (°C)	PR: 0-20 MR:20 - 45 TR:50 - 65 <sup>1</sup>	15 – 30 <sup>2</sup>	✓ .
pH	6,5 - 7,5 <sup>1</sup>	5,7 - 8,7 <sup>3</sup>	✓ .
Alkalinity (mg/L)	2 000 - 4 000	-	✓ .
Inoculation	10% volume <sup>1</sup>	-	✓ .
Organic loading (g DCO/L)	< 2	20 - 50 <sup>4</sup>	✓ .
N Inhibition (mg N <sub>TAN</sub> /L)	1 700 - 14 000 <sup>5</sup>	2 000 – 15 000 <sup>3</sup>	✓ .
VFA Inhibition (mg/L)	> 3 000 <sup>6</sup>	2 000	✓ .

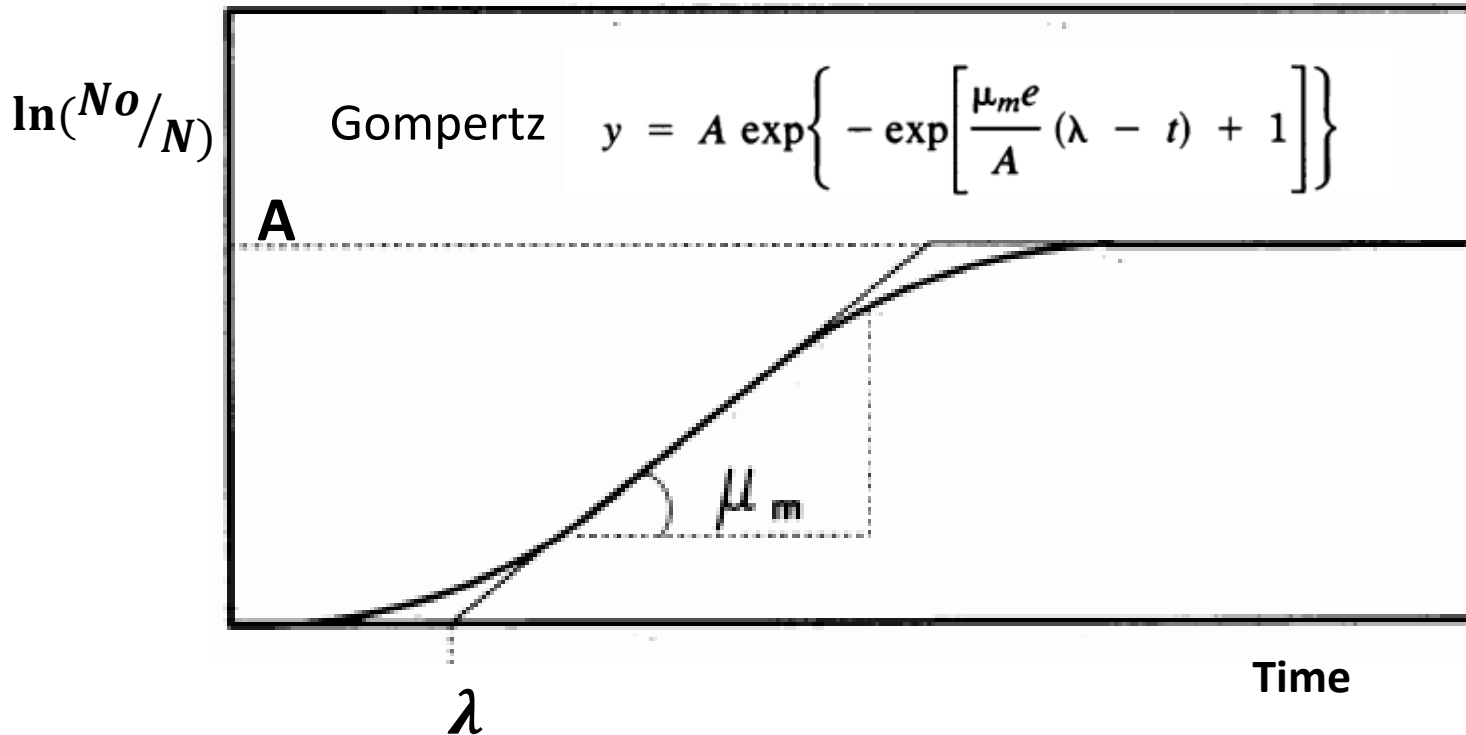
<sup>1</sup>Metclaf and Eddy (2003), <sup>2</sup>Tonrondel and al. (2016), <sup>3</sup>Zuma and al.(2015), <sup>4</sup>Strande and al. (2015) <sup>5</sup>Chen and al (2008),  
<sup>6</sup>Arhing et al. (1995), UEKI et al. (1988)

## *Specific methane activity tests (SMA)*

Ammonia inhibition can be adequately characterised and modelled by adapted specific methanogenic activity (SMA) tests.

Parameters	
Inoculum sources	Anaerobic sludge
Substrate	Acetate
Inoculum ratio (ISR)	1.33 to 8 g SV / g COD
Temperature	35 °C
pH	7
Mixing	Yes
Buffer	Yes
Inhibitive substances	NH <sub>4</sub> Cl

## SMA – Modelling of the bacterial growth curve



Methane production is growth associated

## SMA – Modelling of methane production

$$y = A \exp\left\{-\exp\left[\frac{\mu_m e}{A}(\lambda - t) + 1\right]\right\} \longrightarrow M = P \cdot \exp\left[-\exp\left(\frac{B \cdot R' \cdot e}{P}(\gamma - t) + 1\right)\right]$$

**M** : Cumulative CH<sub>4</sub> production (ml)

**P** : Maximum CH<sub>4</sub> production (ml)

**B** : VS (g)

**γ** : Lag-phase (h)

**S** : Substrat

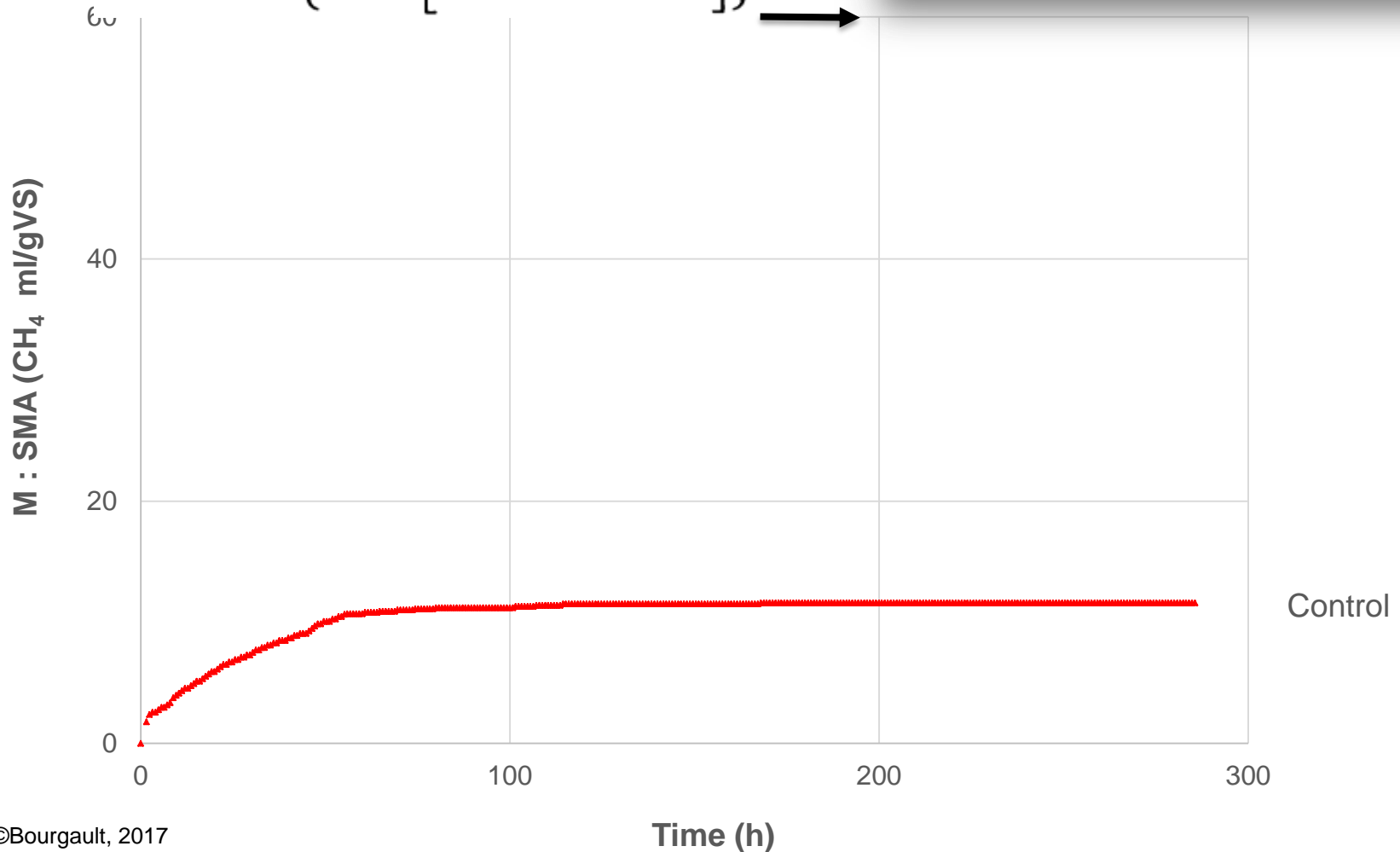
Sodium acetate



# SMA of anaerobic sludge

$$y = A \exp\left\{-\exp\left[\frac{\mu_m e}{A}(\lambda - t) + 1\right]\right\}$$

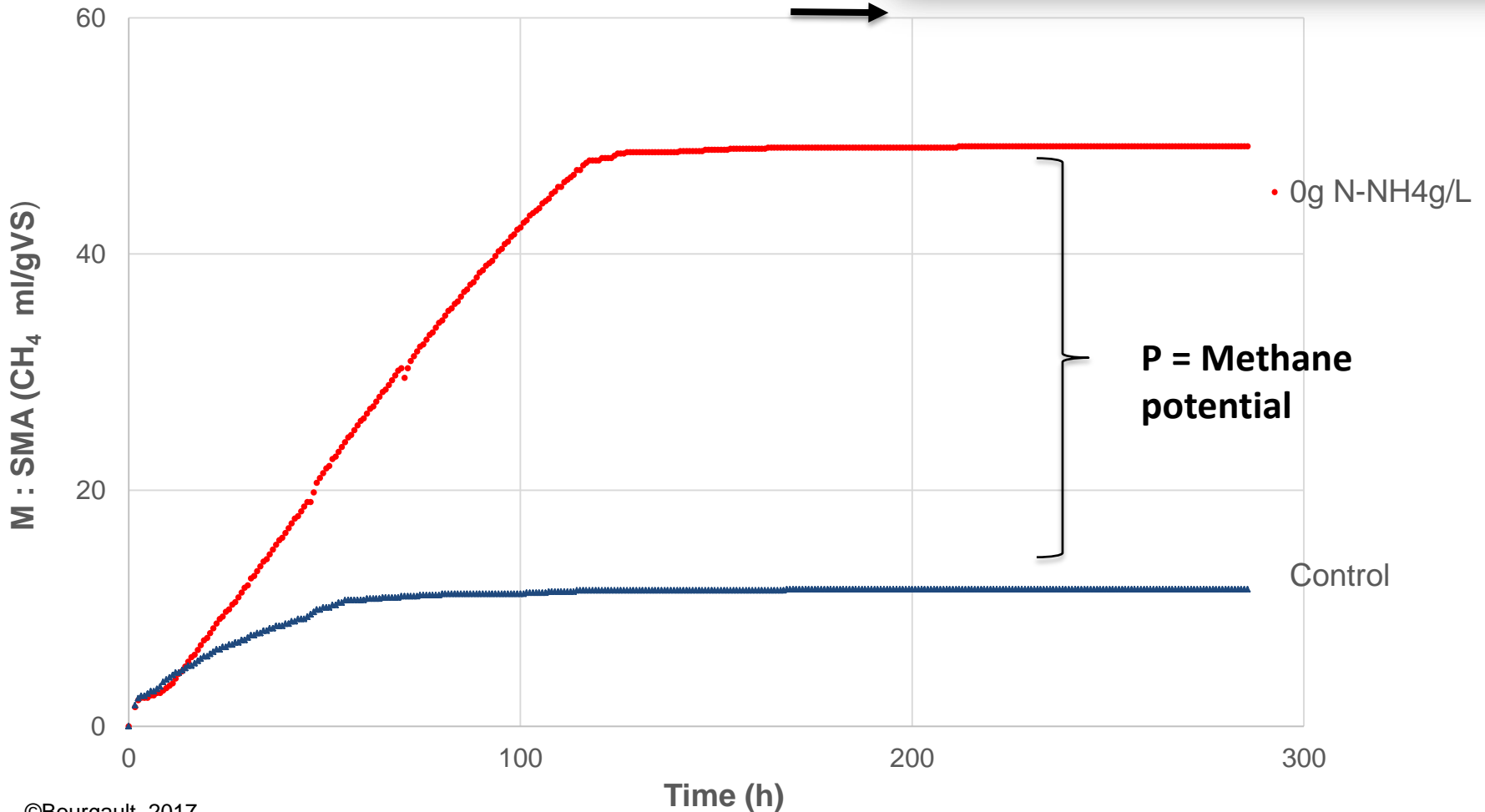
$$M = P \cdot \exp\left[-\exp\left(\frac{B \cdot R' \cdot e}{P}(\gamma - t) + 1\right)\right]$$



# SMA of anaerobic sludge + acetate

$$y = A \exp\left\{-\exp\left[\frac{\mu_m e}{A}(\lambda - t) + 1\right]\right\}$$

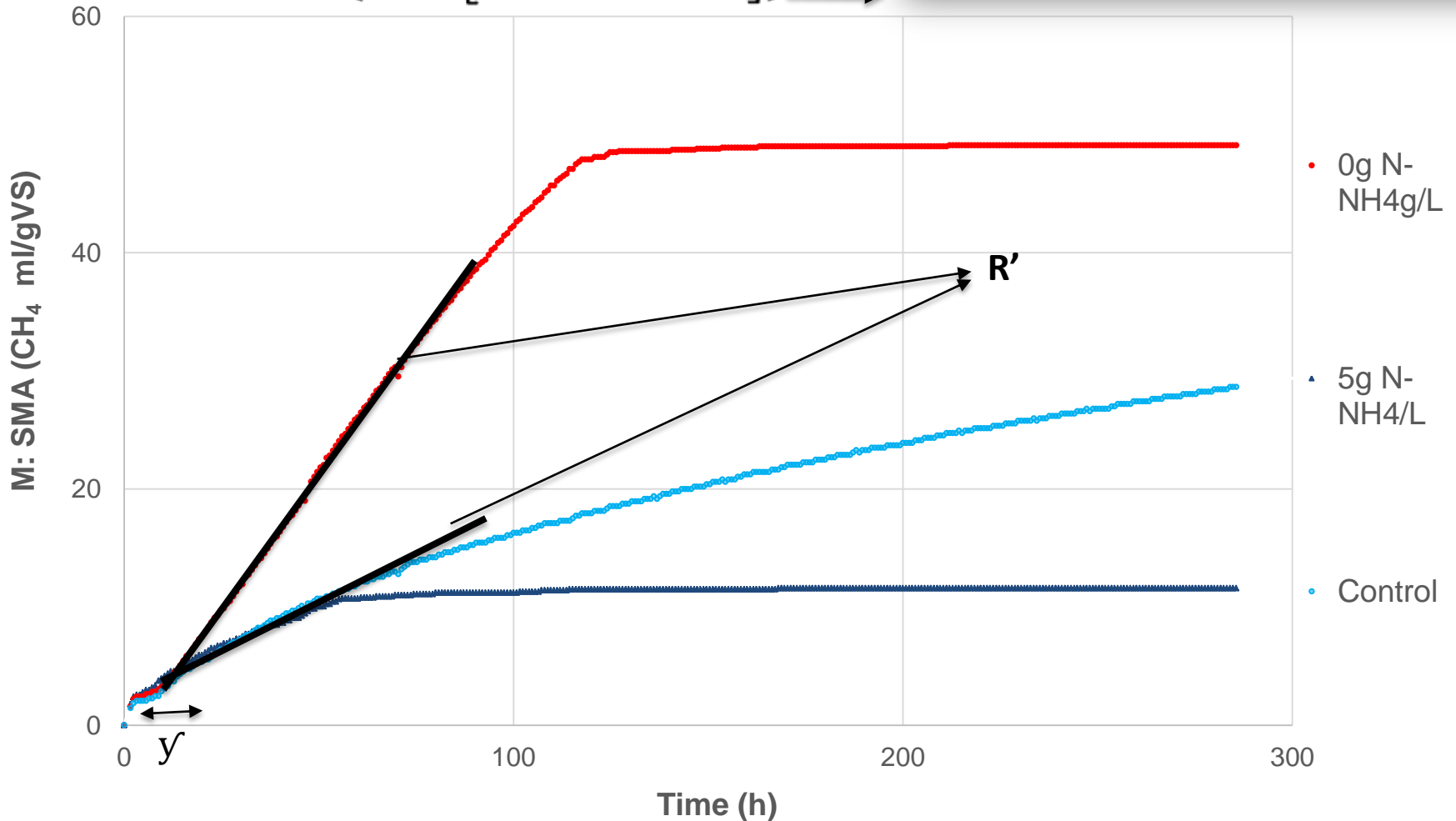
$$M = P \cdot \exp\left[-\exp\left(\frac{B}{P} R' \cdot e (\gamma - t) + 1\right)\right]$$



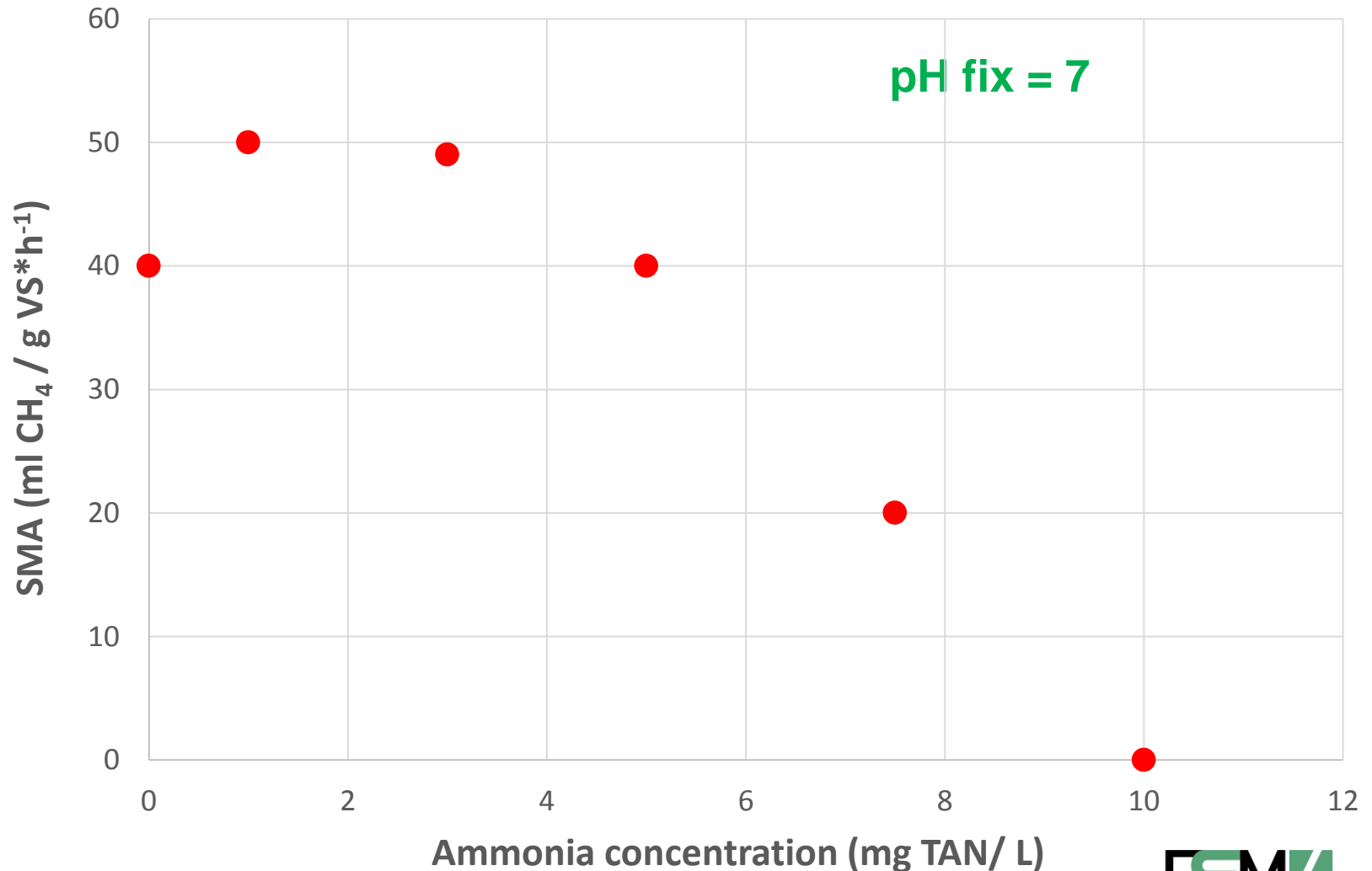
# SMA of anaerobic sludge + acetate + NH<sub>4</sub>Cl

$$y = A \exp \left\{ - \exp \left[ \frac{\mu_m e}{A} (\lambda - t) + 1 \right] \right\}$$

$$M = P \cdot \exp \left[ - \exp \left( \frac{B R' \cdot e}{P} (\gamma - t) + 1 \right) \right]$$



# *SMA inhibition of anaerobic sludge + acetate + increasing $NH_4Cl$*



## *SMA –Experimental system – manometric*

$\Delta$  hPa



# *SMA – Feed materials*

## Fresh Faeces



## Faecal sludge



# SMA – Protocol



Homogenization



24h at 35 °C

# SMA – Protocol



Nitrogen flush

30 min at 35 °C






# SMA – Protocol




**Substrate injection**



**10 days at 35 °C**

# SMA – Protocol



# SMA – experimental procedure



- FF or FS
- pH buffer
- pH 7

## Parameters

- CH<sub>4</sub>
- TS/VS
- COD
- pH



0

Blank

1.5g TAN/l

3g TAN /l

5g TAN /l

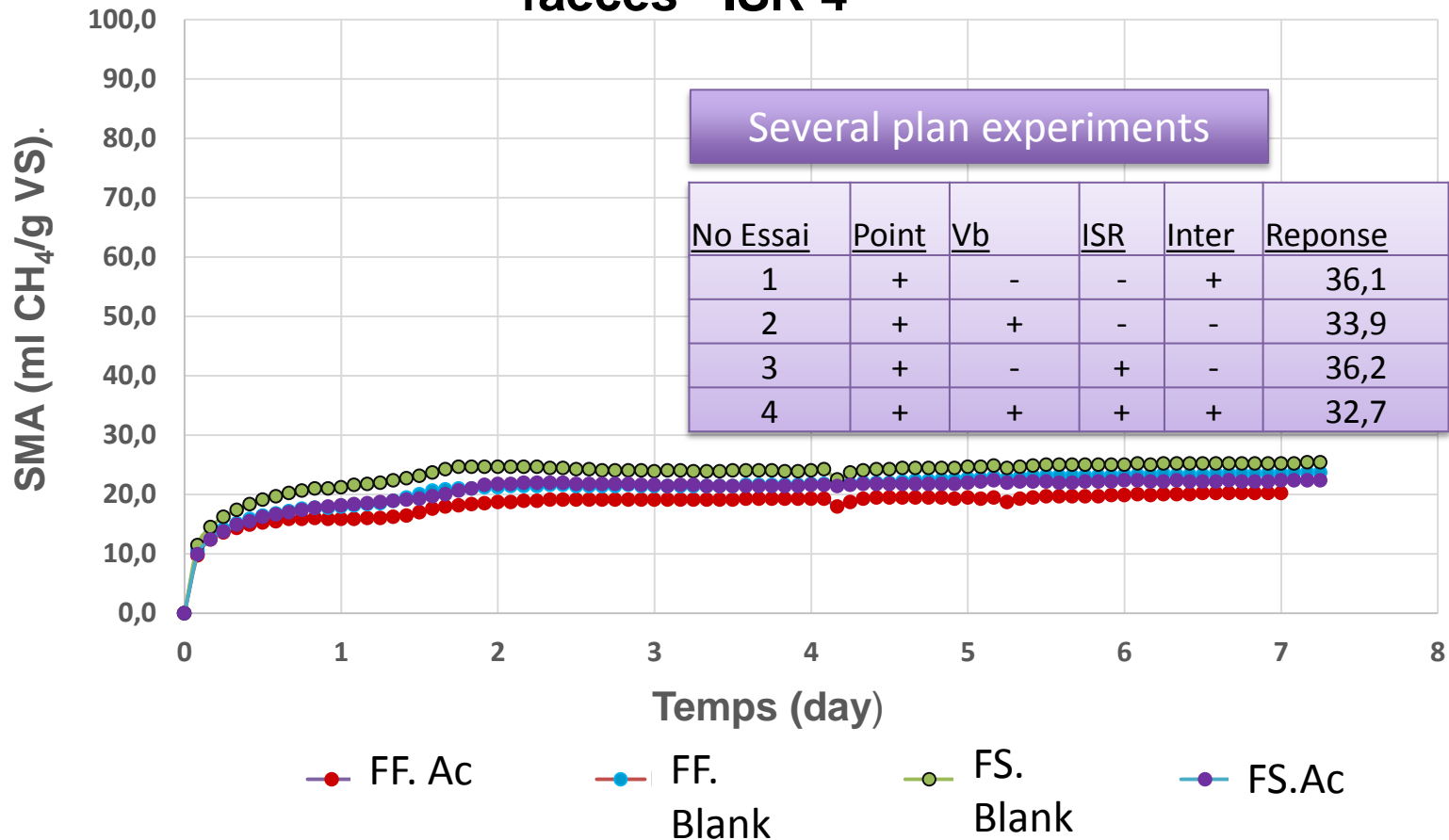
7.5g TAN/l

10g TAN /l

R'

# SMA of faecal sludge and fresh Faeces + acetate

## Methane production from faecal sludge and fresh faeces - ISR 4



## Characteristics of different sludge

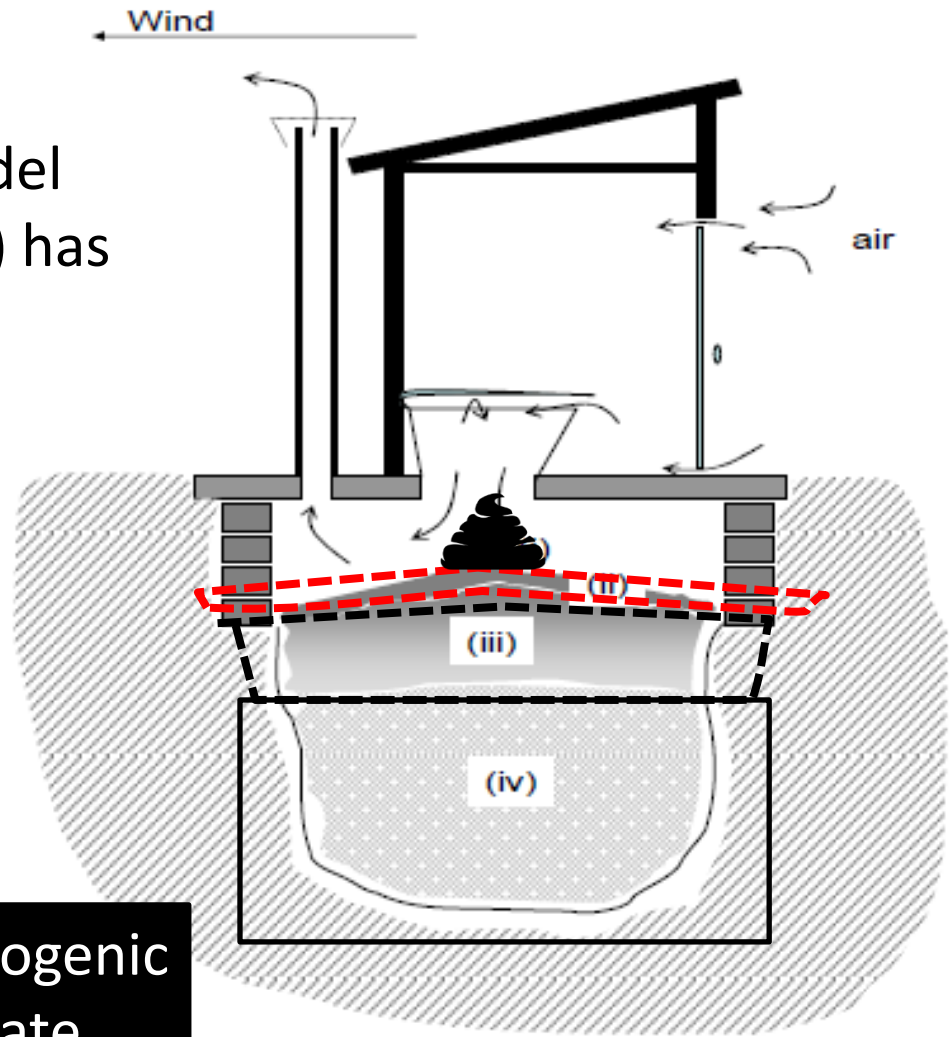
Parametres	Fecal sludge	Fresh feces	Anaerobic sludge	References
pH	6.5 - 9.3			Kengne et al. (2011)
		6.6		Rose et al. (2015)
			6.8 - 7	Rodríguez-Méndez (2015)
COD (mg/L)	49,000			Koné and Strauss (2004)
		46 230 – 78 310		Chaggu (2004)
			25 000	Rodríguez-Méndez (2015)
TAN (mg/L)	2 000 – 15 0000			Zuma et al. ( 2015)
		1 400		Rose et al. (2015)
			690	Rodríguez-Méndez (2015)
VS (% TS)			74	Rodríguez-Méndez (2015)
	85			NWSC (2008)
		89		Rose et al (2015)

## Conclusions

SMA tests using Gompertz model and specific substrate (acetate) has not lead to characterize the ammonia toxicity in anaerobic digestion of FF and FS.

Acetate doesn't seem to be an appropriate substrate when performing SMA with FF or FS.

Testing the heterogenic methanogenic activity using different substrate.



(Buckley, 2008)

# Thanks !



**NSERC**  
**CRSNG**



UNIVERSITÉ  
**LAVAL**

