



MHRD

Government of India
Ministry of Human Resource Development



SWACHH VIDYALAYA PURASKAR 2016





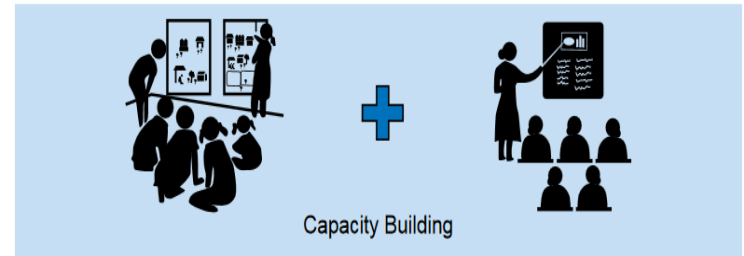
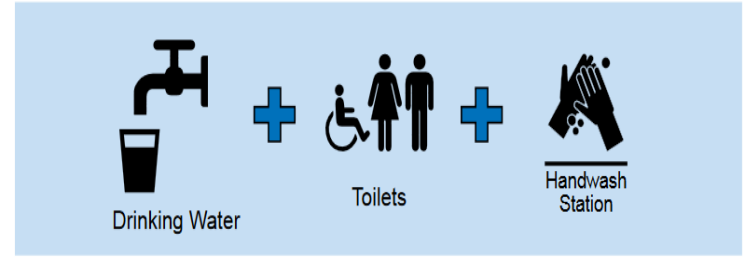
सत्यमेव जयते

MHRD SWACHH VIDYALAYA PURASKAR

- Swachh Vidyalaya Puraskar 2016 is instituted by MHRD, GOI with Administrative Staff College of India (ASCI) and UNICEF as its technical partners.
- To recognize, inspire and celebrate excellence in sanitation and hygiene practice in schools.
- To honor schools that have undertaken significant steps towards fulfilling the mandate of the Swachh Vidyalaya Campaign



Administrative Staff College of India
Leadership through Learning



SWACHH VIDYALAYA PURASKAR 2016

The awards will be at 3 levels

- District Level Awards
- State Level Awards
- National Level Awards

Eligibility: All Government schools in Rural and Urban areas

National awards
(200 schools and
10 districts)

State-level awards (40
schools)

District –level awards (48 schools)



LIST OF INDICATORS

1. WATER

- Access to safe and reliable drinking water
- Availability of water for use in toilet

2. TOILETS

- Availability of separate functional toilets and urinals for boys and girls and teachers.
- Functional toilets for children with special needs

3. HAND WASHING

- Functional handwashing facilities after toilet use
- Functional HW facilities for use before school meals

4. O&M

- Safe disposal of solid and liquid waste
- Cleaning and Maintenance of school environment

5. BEHAVIOUR & PRACTICE

- Hygiene education in schools
- Hygiene practices by students and cooks of Mid Day Meal/ lunch

RANKING CRITERIA

SCORE	RATING	REMARKS:
90% - 100% of the Norms	Green/*****	Excellent Keep it up!!
75%- 89% adherence to the Norms	Blue/****	Very Good
51% - 74% adherence to the Norms	Yellow/***	Good, but there is a scope for improvement
35%- 50% adherence to norms	Orange/ **	Fair, Needs Improvement
Below 35% adherence to the Norms	Red / *	Poor : Needs considerable Improvement

Each school will have to score ORANGE in each category, to be eligible

*There are also **category-specific awards**, so every school stands a chance to win*

CATEGORY OF AWARDS

➤ District Level Awards

- Open to all Green, Blue and Yellow Rated Schools
- Each of the selected schools with **highest overall score** (Total 8) and each of the schools having the highest score under each sub-category (Total 40) will be awarded with certificate of recognition at district level

➤ State Level Awards

- Open to Green and Blue Rated schools
- Each of the 40 schools selected at State level will be awarded with a certificate of recognition.

➤ National Level Awards

- Open to only Green Categories
- 100 schools will be awarded at the National level(30 urban and 70 rural).



METHODOLOGY

Step 1

Circulars/guidelines were issued by MHRD to schools to participate in the award programme and also a mobile app and web based form was developed

Step 2

Capacity building programmes were conducted to SSA officers, teachers, headmasters at Puducherry, West Bengal, Telangana, Puducherry etc (support of ASCI and UNICEF)

Step 3

Call centres with helpline number were set up at MHRD office and ASCI to ensure maximum participation from schools and also to cater to queries related to registrations and submissions of schools

Step 4

Queries were also answered through chat sessions and mails

Step 5

Schools were asked to provide accurate information. Schools registered and submitted information as per the prescribed format made available online

Step 6

District level verification of schools by setting up teams.

Step 7

Rechecked the questionnaire again and filled it through mobile app or web after the verification

Step 8

Scores and ranks were generated of the respective schools based on the questionnaire.

Step 9

Based on the guidelines for District level awards, a list of 48 were awarded with certification of recognition at District level

Step 10

State level verification of schools by setting up teams

Step 11

Rechecked the questionnaire again and filled it through mobile app or web after the verification

Step 12

Scores and ranks were generated of the respective schools based on the questionnaire.

Step 13

Based on the guidelines for State level awards, a list of 40 schools have been awarded with certification of recognition

Step 14

A minimum of 40 entries from each state were send for National Level awards

Step 15

100 % physical verification of the nominated schools will be done using a checklist and by taking photographs

Step 16

National level committee will decide the final list of awardees

Step 17

Certificate of recognition would be awarded to best 10 performing districts and best 100 schools with maximum score will be given an award of Rs. 50000/-



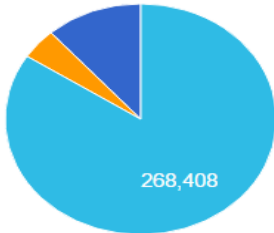
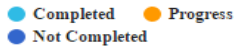
STATUS – SVP 2016

- Received overwhelming response from government schools all over India
- Out of **10,97,856** government schools all over India, **3,18,825** schools were registered and **2,68,403** schools have completed the survey

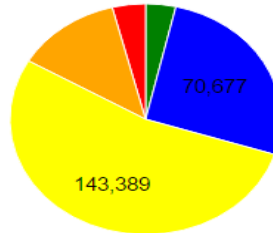
School Registrations and Submissions Dashboard



Survey Status

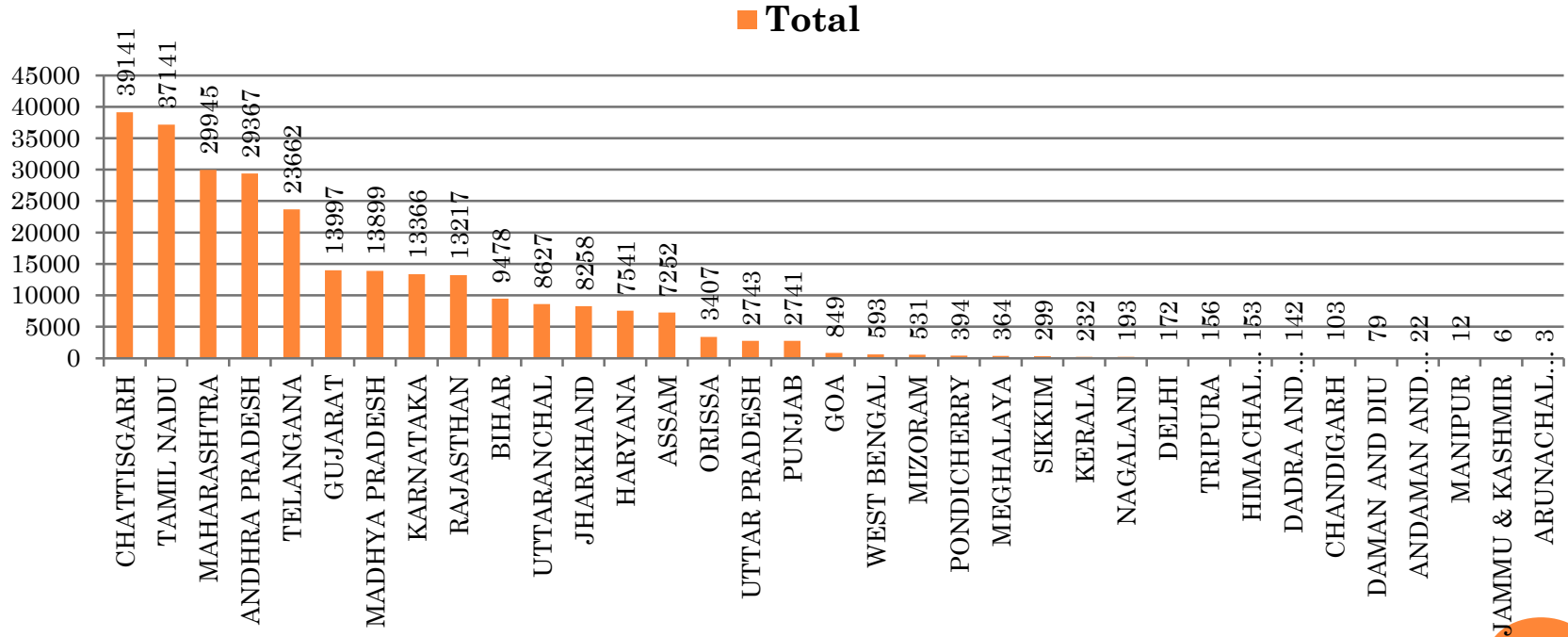


School Rating



STATE WISE SUBMISSIONS

- Received highest number of submissions from Chattisgarh

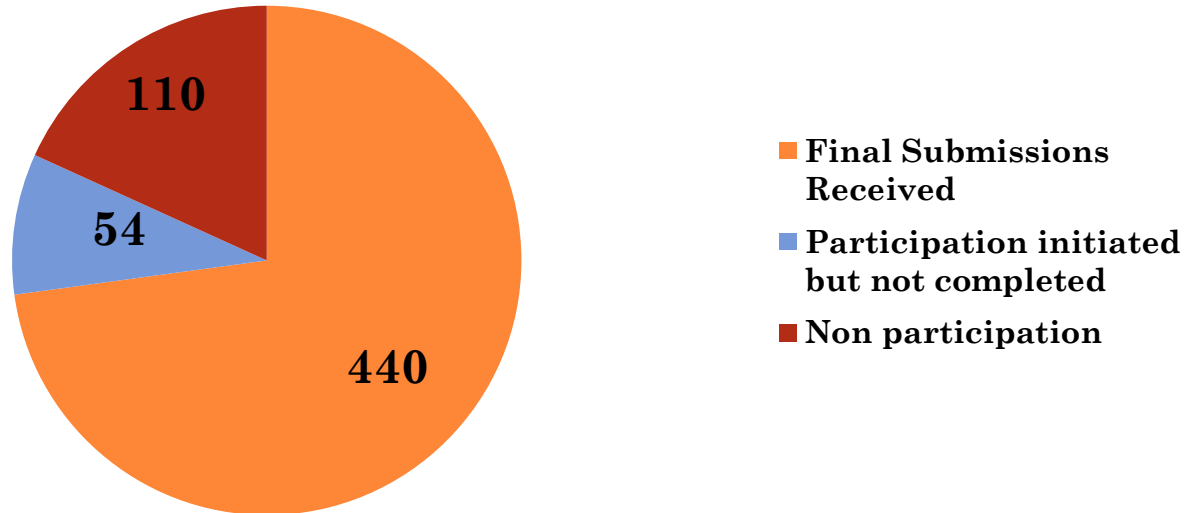


Number of submissions (in %) State wise

STATUS – DISTRICT EVALUATION

Total Districts – 604

Districts participated - 440



ANALYTICS – DISTRICT WISE EVALUATION

BEST PERFORMING DISTRICTS - OVERALL

TAMILNADU – TIRUVANNAMALAI



Front view of the school



Incinerator at school



Separate toilets for girls



Handwashing Facility



BEST PERFORMING DISTRICTS - OVERALL

GUJARAT - PORBANDAR



Front view of the school



Incinerator at school



Separate toilets for girls and boys



Handwashing Facility

BEST PERFORMING DISTRICTS - OVERALL

PONDICHERRY



Front view of the school



Functional toilets for CWSN



GIRLS TOILET INTERIOR



BOYS TOILET INTERIOR

Separate toilets for girls and boys



Handwashing Facility

ANDHRA PRADESH - SRIKAKULAM



Front view of the school



Separate functional toilets for boys and girls



Handwashing with soap



Incinerator for disposal of sanitary waste



TOP PERFORMING DISTRICTS – SUB CATEGORY

HIMACHAL PRADESH - WATER



Water ATM – Drinking Facility



Running water with taps at all handwashing points

TOP PERFORMING DISTRICT

TAMIL NADU - TOILETS



Separate toilets for girls and boys



Functional toilets for CWSN



TOP PERFORMING DISTRICTS

WEST BENGAL – HANDWASHING WITH SOAP



Taps at each handwashing unit



Soap for handwashing

TOP PERFORMING DISTRICTS

DELHI - OPERATION AND MAINTAINANCE

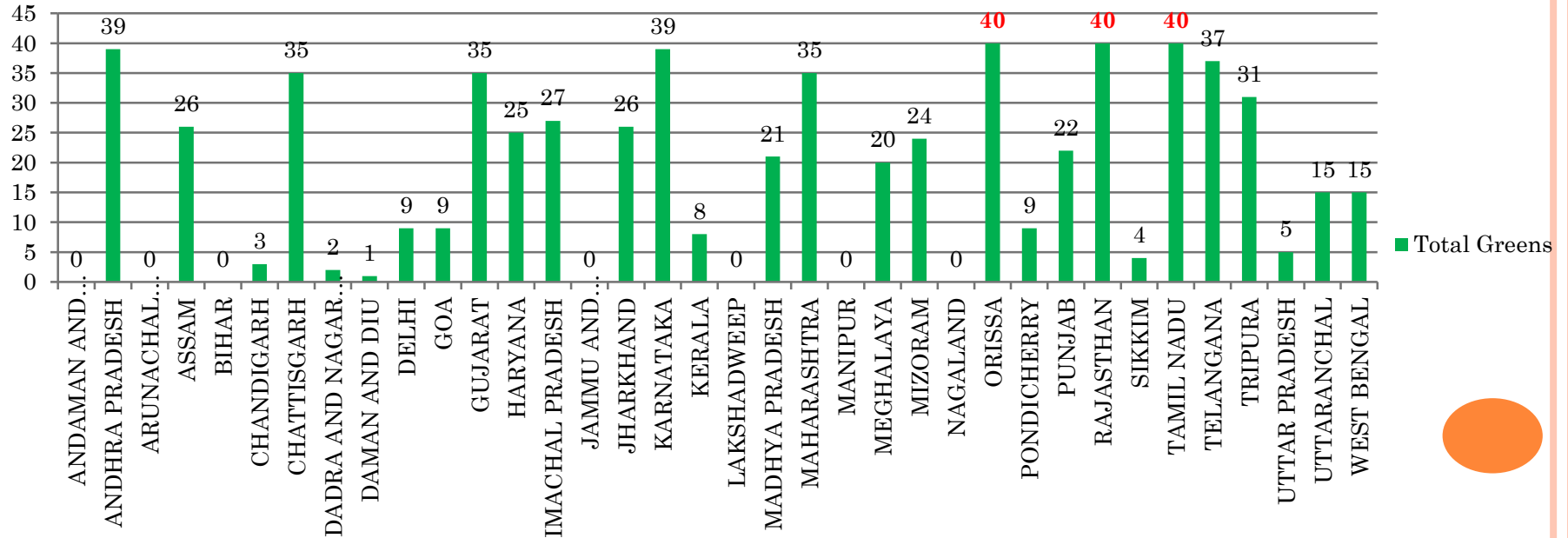


STATUS - NATIONAL LEVEL

1) Total States - 36

2) States participated – 32

3) No of schools selected for National level Evaluation - 642



LEARNINGS

- Effective monitoring is critical to sustain the national program
- Technology led monitoring works in India, even in rural India
- Funds for O&M through convergence is important. Advocacy is required
- Excellence in service delivery exists in the country. It is important to have a system in place to regularly monitor, capture and disseminate the knowledge.



THANK YOU

